



---

**Fit Guide – Roof Rack System**

---

**Guide d'achat – Système de support de toit**

---

**Guía de compras – Sistema de soporte de techo**

---

**Fit Guia – Sistema de rack de teto**

Vehicle fit information – Compatibilités de véhicules – Información de ajuste al vehículo – Informações de ajuste do veículo									
Vehicle / Véhicule / Veículo / Veiculo		Base Rack System / Système de support de toit / Sistema de soporte de techo / Sistema de rack de teto		What accessories fit my Roof Rack System? Quels accessoires s'adaptent à mon support de toit ? ¿Cuáles accesorios se adaptan a mi soporte de techo? Quais acessórios são compatíveis com o meu sistema de rack de teto?				 Fits Tips / Conseils d'installation / Consejos del ajuste / Dicas de Compatibilidade	
Make, Model and Number of Doors (DR) Marque, modèle et nombre de portes (DR) Marca, modelo y número de puertas (DR) Fabricante, Modelo e Número de Portas (DR)	Year / Année / Año / Ano	Part # / n° de pièce / N° de pieza / Número da peça	Weight Limit / Limite de poids / Limite del peso / Limite de peso	Bike Carriers / Porte-vélos / Portabicietas / Suportes para bicicleta	Roof Bags / Sacs de toit / Bolsos de carga / Bagageiro tipo mala	Roof Top Basket / Panier de toit / Canasto de carga / Bagageiro tipo cesto	Roof Boxes / Coffres de toit / Baúes de carga / Bagageiros tipo baú		
		SR1116-Short Roof Adapter / Adaptateur de toit court / Adaptador para techo corto / Adaptador curto para teto	Lbs / Kg	SR4885 SR4883 SR4624 SR4833RP	SR8106 SR8107	SR9035 SR9036	SR7011 SR7016 SR7017 SR7018 SR7095	SR6453 SR6466	SR5514 SR5511 SR5512 SR5513

1

2

a

b

c

d

!

EN

## How to use this guide:

- 1 Find your vehicle make, model\* and number of doors
- 2 Find your vehicle year

## What will the SportRack Fit Guide tell you?:

- a Provides you with the correct SportRack Roof Rack System part number for your vehicle
- b If your vehicle will need a SR1116 Short Roof Adapter (SR1116 sold separately)
- c The maximum weight your SportRack Roof Rack System will hold
- d What accessories will fit your SportRack Roof Rack System (sold separately)

**Please read appropriate Fit Tips on page 35 before installing your SportRack Roof Rack System**

**\*Additional vehicle fits may be found at [www.sportrack.com](http://www.sportrack.com).  
If not listed, no SportRack Roof Rack System is currently available for that vehicle**

FR

## Comment utiliser ce guide d'achat :

- 1 Trouvez la marque, le modèle\* et le nombre de portes de votre véhicule
- 2 Trouvez l'année de votre véhicule

## Que vous dit le Guide d'achat SportRack?

- a Vous fournit le numéro de pièce du système de support de toit SportRack convenant à votre véhicule
- b Si votre véhicule a besoin de l'adaptateur pour toit court SR1116 (SR1116 vendu séparément)
- c Le poids maximal que votre système de support de toit SportRack pourra supporter
- d Quels accessoires vont s'adapter à votre système de support de toit SportRack (vendus séparément)

**Veillez lire les Conseils d'installation appropriés à la page 36 avant d'installer votre système de support de toit SportRack**

**\*Des réglages additionnels pour véhicules sont disponibles à l'adresse [www.sportrack.com](http://www.sportrack.com).  
Si aucun réglage n'est présenté, aucun système de support de toit SportRack n'est présentement disponible pour ce véhicule**

**ES**

## Cómo usar esta guía:

- ① Busque la marca, el modelo\* y el número de puertas de su vehículo
- ② Busque el año de su vehículo

## ¿Qué encontrará en la Guía de compatibilidad de SportRack?:

- a Encontrará el número de pieza correcto de los sistemas de soporte de techo SportRack para su vehículo
- b Sabrá si su vehículo necesita un adaptador de techo corto SR1116 (el adaptador SR1116 se vende por separado)
- c Conocerá el peso máximo que su sistema de soporte de techo SportRack puede soportar
- d Conocerá los accesorios que se adaptan a su sistema de soporte de techo SportRack (se venden por separado)

**!** Antes de instalar su sistema de soporte de techo SportRack, lea los Consejos de ajuste de la página 37

**\*En [www.sportrack.com](http://www.sportrack.com) se puede encontrar ajustes de vehículos adicionales. Si no aparece en la lista eso significa que no hay ningún sistema de soporte de techo SportRack disponible para ese vehículo**

**PT**

## Como usar este guia:

- ① Encontre o fabricante, modelo\* e número de portas do seu veículo
- ② Encontre o ano do seu veículo


## O que o Guia de Compatibilidade do SportRack lhe dirá?:

- a Ele lhe fornecerá o número de partes do sistema de rack de teto SportRack correto para o seu veículo
- b Se o seu veículo necessitará de um adaptador de teto curto SR1116 (SR1116 vendido separadamente)
- c O peso máximo que o seu sistema de rack de teto SportRack aguenta
- d Quais acessórios são compatíveis com o seu sistema de rack de teto SportRack (vendidos separadamente)


**!** Por favor, leia as Dicas de Compatibilidade na página 38 antes de instalar o seu sistema de rack de teto SportRack

**\*Compatibilidade de veículos adicionais podem ser encontrados em [www.sportrack.com](http://www.sportrack.com). Se não estiver listado, nenhum sistema de rack de teto SportRack está atualmente disponível para tal veículo**


**Vehicle fit information – Compatibilidades de vehículos – Información de ajuste al vehículo – Informações de ajuste do veículo**

Vehicle / Véhicule / Veículo / Veículo		Base Rack System / Système de support de toit / Sistema de soporte de techo / Sistema de rack de teto		What accessories fit my Roof Rack System? Quels accessoires s'adaptent à mon support de toit ? ¿Cuáles accesorios se adaptan a mi soporte de techo? Quais acessórios são compatíveis com o meu sistema de rack de teto?														 Fits Tips / Conseils d'installation / Consejos del ajuste / Dicas de compatibilidade					
Make, Model and Number of Doors (DR) Marque, modèle et nombre de portes (DR) Marca, modelo y número de puertas (DR) Fabricante, Modelo e Número de Portas (DR)	Year / Année / Año / Ano	Part # / n° de peça / N° de pieza / Número da peça	SR1116 – Short Roof Adapter / Adaptateur de toit court / Adaptador para techo corto / Adaptador curto para teto	Weight Limit / Limite de poids / Limite del peso / Limite de peso		Bike Carriers / Porte-vélos / Portabicicletas / Suportes para bicicleta				Roof Bags / Sacs de toit / Bolsos de carga / Bagaço tipo mala		Roof Top Basket / Panier de toit / Canasto de carga / Bagaço tipo cesto		Roof Boxes / Coffres de toit / Baulés de carga / Bagaço tipo baú					Skis Carriers / Porte-skis / Suportes para esquis / Suportes para esquis		Kayak Carriers / Porte-kayak / Soportes de kayak / Suportes para caiaque		
				Lbs	Kg	SR4885	SR4883	SR4624	SR4883RP	SR8106	SR8107	SR9035	SR9036	SR7011	SR7016	SR7017	SR7018		SR7095	SR6453	SR6466	SR5514	SR5511
<b>ACURA</b>																							
CL 2DR	01-03	SR1002	✓	90	41	✓	✓	✓	✓	✓	✓	✓	✓	✓	✓	✓	✓	✓	✓	✓	✓	✓	4i, 9o
CL 2DR	96-00	SR1002		130	59																		
CL 2DR	96-00	SR1002	✓	130	59	✓	✓	✓	✓	✓	✓	✓	✓	✓	✓	✓	✓	✓	✓	✓	✓	✓	9o
CSX 4DR	06-11	SR1002		90	41	✓	✓	✓	✓	✓	✓	✓	✓	✓	✓	✓	✓	✓	✓	✓	✓	✓	
EL 4DR	01-06	SR1010		130	59	✓	✓	✓	✓	✓	✓	✓	✓	✓	✓	✓	✓	✓	✓	✓	✓	✓	4i
EL 4DR	96-00	SR1010		130	59	✓	✓	✓	✓	✓	✓	✓	✓	✓	✓	✓	✓	✓	✓	✓	✓	✓	
ILX 4DR	13-17	SR1010		90	41	✓	✓	✓	✓	✓	✓	✓	✓	✓	✓	✓	✓	✓	✓	✓	✓	✓	
Integra 3DR	94-01	SR1003	✓	130	59	✓	✓	✓	✓	✓	✓	✓	✓	✓	✓	✓	✓	✓	✓	✓	✓	✓	1b, 3u, 9o
Integra 3DR	90-93	SR1008		130	59																		
Integra 3DR	90-93	SR1008	✓	130	59	✓	✓	✓	✓	✓	✓	✓	✓	✓	✓	✓	✓	✓	✓	✓	✓	✓	9o
Integra 3DR	86-89	SR1004		130	59																		
Integra 3DR	86-89	SR1004	✓	130	59	✓	✓	✓	✓	✓	✓	✓	✓	✓	✓	✓	✓	✓	✓	✓	✓	✓	3u, 9o
Integra 4DR	94-01	SR1008		130	59																		1b
Integra 4DR	90-93	SR1008		130	59	✓	✓	✓	✓	✓	✓	✓	✓	✓	✓	✓	✓	✓	✓	✓	✓	✓	
Legend 2DR	91-96	SR1002		130	59																		
Legend 2DR	91-96	SR1002	✓	130	59	✓	✓	✓	✓	✓	✓	✓	✓	✓	✓	✓	✓	✓	✓	✓	✓	✓	3u, 9o
Legend 4DR	91-96	SR1002		130	59	✓	✓	✓	✓	✓	✓	✓	✓	✓	✓	✓	✓	✓	✓	✓	✓	✓	
Legend 4DR	86-90	SR1004		130	59	✓	✓	✓	✓	✓	✓	✓	✓	✓	✓	✓	✓	✓	✓	✓	✓	✓	
MDX w/ Factory Rack*	14-17					✓	✓	✓	✓	✓	✓	✓	✓	✓	✓	✓	✓	✓	✓	✓	✓	✓	10b
MDX w/ Factory Rack*	07-13	SR1099		150	68	✓	✓	✓	✓	✓	✓	✓	✓	✓	✓	✓	✓	✓	✓	✓	✓	✓	10a
RDX w/ Factory Rack*	13-17	SR1099		150	68	✓	✓	✓	✓	✓	✓	✓	✓	✓	✓	✓	✓	✓	✓	✓	✓	✓	10a
RDX w/ Factory Rack*	07-12	SR1098		150	68	✓	✓	✓	✓	✓	✓	✓	✓	✓	✓	✓	✓	✓	✓	✓	✓	✓	10a
RL 4DR	96-04	SR1002		90	41	✓	✓	✓	✓	✓	✓	✓	✓	✓	✓	✓	✓	✓	✓	✓	✓	✓	
SLX 5DR	96-99	SR1002		130	59	✓	✓	✓	✓	✓	✓	✓	✓	✓	✓	✓	✓	✓	✓	✓	✓	✓	
TL 4DR	04-08	SR1002		105	48																		4i
TL 4DR	99-03	SR1002		90	41	✓	✓	✓	✓			✓	✓										4i
TL 4DR	95-98	SR1008		105	48	✓	✓	✓	✓			✓	✓										
TSX 4DR	09-14	SR1010		105	48																		
TSX 4DR	04-08	SR1002		105	48																		4i
TSX Sport Wagon w/ Factory Rack*	11-14	SR1099		150	68	✓	✓	✓	✓	✓	✓	✓	✓	✓	✓	✓	✓	✓	✓	✓	✓	✓	10a
Vigor 4DR	92-95	SR1008		130	59																		1b
ZDX	10-13					✓	✓	✓	✓	✓	✓	✓	✓	✓	✓	✓	✓	✓	✓	✓	✓	✓	10b
<b>ALFA ROMEO</b>																							
164 4dr	88-98	SR1004		130	59	✓	✓	✓	✓	✓	✓	✓	✓	✓	✓	✓	✓	✓	✓	✓	✓	✓	4i
<b>AMC</b>																							
Eagle 5DR	83-88	SR1001		130	59	✓	✓	✓	✓	✓	✓	✓	✓	✓	✓	✓	✓	✓	✓	✓	✓	✓	
SE 3DR	87-93	SR1003		130	59																		3u, 4i
SE 3DR	87-93	SR1003	✓	130	59	✓	✓	✓	✓	✓	✓	✓	✓	✓	✓	✓	✓	✓	✓	✓	✓	✓	3u, 9o
SE 4DR	87-93	SR1003		130	59																		
SE 5DR	87-93	SR1003		130	59																		
<b>AUDI</b>																							
80 / 90 Series 4DR	88-95	SR1002		130	59	✓	✓	✓	✓	✓	✓	✓	✓	✓	✓	✓	✓	✓	✓	✓	✓	✓	9d
100 / 200 Series 4DR	89-91	SR1002		130	59	✓	✓	✓	✓	✓	✓	✓	✓	✓	✓	✓	✓	✓	✓	✓	✓	✓	

**Vehicle fit information – Compatibilidades de vehículos – Información de ajuste al vehículo – Informações de ajuste do veículo**

Vehicle / Véhicule / Vehículo / Veículo		Base Rack System / Système de support de toit / Sistema de soporte de techo / Sistema de rack de teto			What accessories fit my Roof Rack System? / Quels accessoires s'adaptent à mon support de toit? / ¿Cuáles accesorios se adaptan a mi soporte de techo? / Quais acessórios são compatíveis com o meu sistema de rack de teto?												 Fits Tips / Conseils d'installation / Dicas de compatibilidade							
Make, Model and Number of Doors (DR) / Marque, modèle et nombre de portes (DR) / Marca, modelo y número de puertas (DR) / Fabricante, Modelo e Número de Portas (DR)	Year / Année / Año / Ano	Part # / n° de pieza / Número da peça	Short Roof Adapter / Adaptateur de toit court / Adaptador para techo corto / Adaptador curto para teto	Weight Limit / Limite de poids / Limite del peso / Limite de peso		Bike Carriers / Porte-velos / Portabicicletas / Suportes para bicicleta				Roof Bags / Sacs de toit / Bolsos de carga / Bagageiro tipo mala		Roof Top Basket / Panier de toit / Canasto de carga / Bagageiro tipo cesto		Roof Boxes / Coffres de toit / Baúles de carga / Bagageiros tipo baú				Skis Carriers / Porte-skis / Suportes para esquis / Suportes para esquis		Kayak Carriers / Porte-kayak / Suportes de kayak / Suportes para caiaque				
				Lbs	Kg	SR4885	SR4883	SR4624	SR4883RP	SR8106	SR8107	SR9035	SR9036	SR7011	SR7016	SR7017		SR7018	SR7095	SR6453	SR6466	SR5514	SR5511	SR5512
<b>AUDI (continued - suite - consecuencia - contínuo)</b>																								
100 Wagon w/ Factory Rack*	88-92	SR1098		150	68	✓	✓	✓	✓	✓	✓	✓	✓	✓	✓	✓	✓	✓	✓	✓	✓	✓	✓	10a
100 Wagon w/ Factory Rack*	93-94	SR1098		150	68	✓	✓	✓	✓	✓	✓	✓	✓	✓	✓	✓	✓	✓	✓	✓	✓	✓	✓	10a
200 Wagon	88-92	SR1002		130	59	✓	✓	✓	✓	✓	✓	✓	✓	✓	✓	✓	✓	✓	✓	✓	✓	✓	✓	
200 Wagon w/ Factory Rack*	93-94	SR1098		150	68	✓	✓	✓	✓	✓	✓	✓	✓	✓	✓	✓	✓	✓	✓	✓	✓	✓	✓	10a
200 Wagon w/ Factory Rack*	88-92	SR1098		150	68	✓	✓	✓	✓	✓	✓	✓	✓	✓	✓	✓	✓	✓	✓	✓	✓	✓	✓	10a
4000 4DR	80-88	SR1001		130	59	✓	✓	✓	✓	✓	✓	✓	✓	✓	✓	✓	✓	✓	✓	✓	✓	✓	✓	
5000 Wagon w/ Factory Rack*	93-94	SR1098		150	68	✓	✓	✓	✓	✓	✓	✓	✓	✓	✓	✓	✓	✓	✓	✓	✓	✓	✓	10a
A4 4DR	02-08	SR1002		130	59	✓	✓	✓	✓	✓	✓	✓	✓	✓	✓	✓	✓	✓	✓	✓	✓	✓	✓	4i
A4 4DR	95-01	SR1002		105	48	✓	✓	✓	✓	✓	✓	✓	✓	✓	✓	✓	✓	✓	✓	✓	✓	✓	✓	9d
A4 Wagon w/ Factory Rack*	02-08	SR1098		150	68	✓	✓	✓	✓	✓	✓	✓	✓	✓	✓	✓	✓	✓	✓	✓	✓	✓	✓	10a
A4 Wagon w/ Factory Rack*	97-01	SR1098		150	68	✓	✓	✓	✓	✓	✓	✓	✓	✓	✓	✓	✓	✓	✓	✓	✓	✓	✓	10a
A4 Allroad	13-17	SR1099		150	68	✓	✓	✓	✓	✓	✓	✓	✓	✓	✓	✓	✓	✓	✓	✓	✓	✓	✓	10a
A4 Allroad	99-05	SR1098		150	68	✓	✓	✓	✓	✓	✓	✓	✓	✓	✓	✓	✓	✓	✓	✓	✓	✓	✓	10a
A6 4DR	95-97	SR1002		130	59	✓	✓	✓	✓	✓	✓	✓	✓	✓	✓	✓	✓	✓	✓	✓	✓	✓	✓	10a
A6 Wagon w/ Factory Rack*	99-05	SR1099		150	68	✓	✓	✓	✓	✓	✓	✓	✓	✓	✓	✓	✓	✓	✓	✓	✓	✓	✓	10a
A6 Wagon w/ Factory Rack*	95-98	SR1098		150	68	✓	✓	✓	✓	✓	✓	✓	✓	✓	✓	✓	✓	✓	✓	✓	✓	✓	✓	10a
Coupe	81-88	SR1001		130	59	✓	✓	✓	✓	✓	✓	✓	✓	✓	✓	✓	✓	✓	✓	✓	✓	✓	✓	
Q5 w/ Factory Rack*	09-17					✓	✓	✓	✓			✓	✓	✓	✓	✓	✓	✓	✓	✓	✓	✓	✓	10b
Q7 w/ Factory Rack*	17					✓	✓	✓	✓			✓	✓	✓	✓	✓	✓	✓	✓	✓	✓	✓	✓	10b
Q7 w/ Factory Rack*	07-15					✓	✓	✓	✓			✓	✓	✓	✓	✓	✓	✓	✓	✓	✓	✓	✓	10b
S4 4DR	95-01	SR1002		105	48	✓	✓	✓	✓	✓	✓	✓	✓	✓	✓	✓	✓	✓	✓	✓	✓	✓	✓	9d
S4 4DR	92-94	SR1002		130	59	✓	✓	✓	✓	✓	✓	✓	✓	✓	✓	✓	✓	✓	✓	✓	✓	✓	✓	
S6 4DR	95-97	SR1002		130	59	✓	✓	✓	✓	✓	✓	✓	✓	✓	✓	✓	✓	✓	✓	✓	✓	✓	✓	
S4 Wagon w/ Factory Rack*	02-08	SR1098		150	68	✓	✓	✓	✓	✓	✓	✓	✓	✓	✓	✓	✓	✓	✓	✓	✓	✓	✓	10a
S6 Wagon w/ Factory Rack*	95-97	SR1098		150	68	✓	✓	✓	✓	✓	✓	✓	✓	✓	✓	✓	✓	✓	✓	✓	✓	✓	✓	10a
<b>AUSTIN</b>																								
Mini 3DR	59-97	SR1001		130	59	✓	✓	✓	✓	✓	✓	✓	✓	✓	✓	✓	✓	✓	✓	✓	✓	✓	✓	
<b>BMW</b>																								
3 Series 2DR	92-98	SR1008		130	59	✓	✓	✓	✓	✓	✓	✓	✓	✓	✓	✓	✓	✓	✓	✓	✓	✓	✓	
3 Series 2DR	76-91	SR1001		130	59	✓	✓	✓	✓	✓	✓	✓	✓	✓	✓	✓	✓	✓	✓	✓	✓	✓	✓	
3 Series 4DR	06-11	SR1002		130	59	✓	✓	✓	✓	✓	✓	✓	✓	✓	✓	✓	✓	✓	✓	✓	✓	✓	✓	
3 Series 4DR	99-05	SR1002		130	59	✓	✓	✓	✓	✓	✓	✓	✓	✓	✓	✓	✓	✓	✓	✓	✓	✓	✓	
3 Series 4DR	92-98	SR1002		130	59	✓	✓	✓	✓	✓	✓	✓	✓	✓	✓	✓	✓	✓	✓	✓	✓	✓	✓	
3 Series 4DR	76-91	SR1001		130	59	✓	✓	✓	✓	✓	✓	✓	✓	✓	✓	✓	✓	✓	✓	✓	✓	✓	✓	
3 Series Wagon w/ Factory Rack*	00-10	SR1098		150	68	✓	✓	✓	✓	✓	✓	✓	✓	✓	✓	✓	✓	✓	✓	✓	✓	✓	✓	10a
5 Series 4DR	88-95	SR1002		130	59	✓	✓	✓	✓	✓	✓	✓	✓	✓	✓	✓	✓	✓	✓	✓	✓	✓	✓	
5 Series 4DR	76-87	SR1001		130	59	✓	✓	✓	✓	✓	✓	✓	✓	✓	✓	✓	✓	✓	✓	✓	✓	✓	✓	
5 Series Wagon w/ Factory Rack*	11	SR1098		150	68	✓	✓	✓	✓	✓	✓	✓	✓	✓	✓	✓	✓	✓	✓	✓	✓	✓	✓	10a
5 Series Wagon w/ Factory Rack*	04-10	SR1098		150	68	✓	✓	✓	✓	✓	✓	✓	✓	✓	✓	✓	✓	✓	✓	✓	✓	✓	✓	10a
5 Series Wagon w/ Factory Rack*	99-03	SR1099		150	68	✓	✓	✓	✓	✓	✓	✓	✓	✓	✓	✓	✓	✓	✓	✓	✓	✓	✓	10a
5 Series Wagon	92-95	SR1002		130	59	✓	✓	✓	✓	✓	✓	✓	✓	✓	✓	✓	✓	✓	✓	✓	✓	✓	✓	
6 Series 2DR	77-90	SR1001		130	59	✓	✓	✓	✓	✓	✓	✓	✓	✓	✓	✓	✓	✓	✓	✓	✓	✓	✓	
7 Series 4DR	95-01	SR1002		130	59	✓	✓	✓	✓	✓	✓	✓	✓	✓	✓	✓	✓	✓	✓	✓	✓	✓	✓	

**Vehicle fit information – Compatibilidades de vehículos – Información de ajuste al vehículo – Informações de ajuste do veículo**

Vehicle / Véhicule / Veículo / Veículo		Base Rack System / Système de support de toit / Sistema de soporte de techo / Sistema de rack de teto		What accessories fit my Roof Rack System? Quels accessoires s'adaptent à mon support de toit ? ¿Cuáles accesorios se adaptan a mi soporte de techo? Quais acessórios são compatíveis com o meu sistema de rack de teto?												 Fits Tips / Conseils d'installation / Consejos del ajuste / Dicas de compatibilidade								
Make, Model and Number of Doors (DR) Marque, modèle et nombre de portes (DR) Marca, modelo y número de puertas (DR) Fabricante, Modelo e Número de Portas (DR)	Year / Année / Año / Ano	Part # / n° de peça / Número da peça	SR1116 – Short Roof Adapter / Adaptateur de toit court / Adaptador para techo corto / Adaptador curto para teto	Weight Limit / Limite de poids / Limite del peso / Limite de peso	Bike Carriers / Porte-vélos / Portabicicletas / Soportes para bicicleta	Roof Bags / Sacs de toit / Bolsos de carga / Bagaço tipo mala	Roof Top Basket / Panier de toit / Canasto de carga / Bagaço tipo cesto	Roof Boxes / Coffres de toit / Baulés de carga / Bagaço tipo baú	Skis Carriers / Porte-skis / Soportes para esquís / Soportes para esquis	Kayak Carriers / Porte-kayak / Soportes de kayak / Soportes para caiaque														
				Lbs	Kg	SR4885	SR4883	SR4624	SR4883RP	SR8106	SR8107	SR9035	SR9036	SR7011	SR7016	SR7017	SR7018	SR7095	SR6453	SR6466	SR5514	SR5511	SR5512	SR5513

**BMW (continued - suite - consecuencia - contínuo)**

7 Series 4DR	86-94	SR1002		130	59	✓	✓	✓	✓	✓	✓	✓	✓	✓	✓	✓	✓	✓	✓	✓	✓	✓	✓	✓	✓	
X3 w/ Factory Rack*	04-10	SR1098		150	68	✓	✓	✓	✓	✓	✓	✓	✓	✓	✓	✓	✓	✓	✓	✓	✓	✓	✓	✓	✓	10a
X5 w/ Factory Rack*	14-17	SR1099		150	68	✓	✓	✓	✓	✓	✓	✓	✓	✓	✓	✓	✓	✓	✓	✓	✓	✓	✓	✓	✓	10a
X5 w/ Factory Rack*	07-13	SR1099		150	68	✓	✓	✓	✓	✓	✓	✓	✓	✓	✓	✓	✓	✓	✓	✓	✓	✓	✓	✓	✓	10a
X5 w/ Factory Rack*	00-06	SR1099		150	68	✓	✓	✓	✓	✓	✓	✓	✓	✓	✓	✓	✓	✓	✓	✓	✓	✓	✓	✓	✓	10a
X6 w/ Factory Rack*	09-17													✓	✓	✓	✓	✓	✓	✓	✓	✓	✓	✓	✓	10b


**BUICK**

Allure 4DR	05-08	SR1002		130	59														✓	✓							4i
Century 4DR	97-05	SR1002		130	59	✓	✓	✓	✓	✓	✓	✓	✓	✓	✓	✓	✓	✓	✓	✓	✓	✓	✓	✓	✓		3u
Century 4DR	82-96	SR1002		130	59	✓	✓	✓	✓	✓	✓	✓	✓	✓	✓	✓	✓	✓	✓	✓	✓	✓	✓	✓	✓		
Century Wagon	84-96	SR1002		130	59	✓	✓	✓	✓	✓	✓	✓	✓	✓	✓	✓	✓	✓	✓	✓	✓	✓	✓	✓	✓		
Century Wagon w/ Factory Rack*	84-96	SR1098		150	68	✓	✓	✓	✓	✓	✓	✓	✓	✓	✓	✓	✓	✓	✓	✓	✓	✓	✓	✓	✓		10a
Electra 4DR	85-90	SR1002		130	59	✓	✓	✓	✓	✓	✓	✓	✓	✓	✓	✓	✓	✓	✓	✓	✓	✓	✓	✓	✓		3x
Electra Wagon	77-90	SR1001		130	59	✓	✓	✓	✓	✓	✓	✓	✓	✓	✓	✓	✓	✓	✓	✓	✓	✓	✓	✓	✓		
Electra Wagon w/ Raised Rails	77-90	SR1098		150	68	✓	✓	✓	✓	✓	✓	✓	✓	✓	✓	✓	✓	✓	✓	✓	✓	✓	✓	✓	✓		
Enclave w/ Factory Rack*	08-17					✓	✓	✓	✓	✓	✓	✓	✓	✓	✓	✓	✓	✓	✓	✓	✓	✓	✓	✓	✓		10b
Encore w/ Factory Rack*	13-17					✓	✓	✓	✓	✓	✓	✓	✓	✓	✓	✓	✓	✓	✓	✓	✓	✓	✓	✓	✓		10b
Lacrosse 4DR	05-08	SR1002		130	59														✓	✓							4i
Le Sabre 2DR	86-91	SR1002		130	59														✓	✓							1b
Le Sabre 4DR	92-99	SR1002		130	59	✓	✓	✓	✓	✓	✓	✓	✓	✓	✓	✓	✓	✓	✓	✓	✓	✓	✓	✓	✓		
Le Sabre Estate Wagon	77-89	SR1001		130	59	✓	✓	✓	✓	✓	✓	✓	✓	✓	✓	✓	✓	✓	✓	✓	✓	✓	✓	✓	✓		
Park Avenue 4DR	91-96	SR1002		130	59	✓	✓	✓	✓	✓	✓	✓	✓	✓	✓	✓	✓	✓	✓	✓	✓	✓	✓	✓	✓		3x
Regal 4DR	97-02	SR1002		130	59	✓	✓	✓	✓	✓	✓	✓	✓	✓	✓	✓	✓	✓	✓	✓	✓	✓	✓	✓	✓		3u
Regal 4DR	88-96	SR1005		90	41	✓	✓	✓	✓	✓	✓	✓	✓	✓	✓	✓	✓	✓	✓	✓	✓	✓	✓	✓	✓		
Regal 4DR	78-87	SR1001		130	59	✓	✓	✓	✓	✓	✓	✓	✓	✓	✓	✓	✓	✓	✓	✓	✓	✓	✓	✓	✓		
Riviera 2DR	95-99	SR1003		130	59														✓	✓							3b
Riviera 2DR	86-94	SR1005		130	59														✓	✓							1b
Skyhawk 4DR	82-89	SR1001		130	59	✓	✓	✓	✓	✓	✓	✓	✓	✓	✓	✓	✓	✓	✓	✓	✓	✓	✓	✓	✓		
Skyhawk Wagon	82-89	SR1001		130	59	✓	✓	✓	✓	✓	✓	✓	✓	✓	✓	✓	✓	✓	✓	✓	✓	✓	✓	✓	✓		
Skyhawk Wagon w/ Factory Rack*	82-89	SR1098		150	68	✓	✓	✓	✓	✓	✓	✓	✓	✓	✓	✓	✓	✓	✓	✓	✓	✓	✓	✓	✓		10a
Terraza w/ Raised Rails	05-07	SR1098		150	68	✓	✓	✓	✓	✓	✓	✓	✓	✓	✓	✓	✓	✓	✓	✓	✓	✓	✓	✓	✓		


**CADILLAC**

Catera	97-01	SR1001		130	59	✓	✓	✓	✓	✓	✓	✓	✓	✓	✓	✓	✓	✓	✓	✓	✓	✓	✓	✓	✓		
Eldorado 2DR	92-03	SR1002	✓	130	59	✓	✓	✓	✓	✓	✓	✓	✓	✓	✓	✓	✓	✓	✓	✓	✓	✓	✓	✓	✓		4 , 4i, 90
Eldorado 2DR	86-91	SR1005		130	59														✓	✓							1b
Escalade w/ Factory Rack*	15-17					✓	✓	✓	✓	✓	✓	✓	✓	✓	✓	✓	✓	✓	✓	✓	✓	✓	✓	✓	✓		10b
Escalade w/ Factory Rack*	07-14					✓	✓	✓	✓	✓	✓	✓	✓	✓	✓	✓	✓	✓	✓	✓	✓	✓	✓	✓	✓		10b
Escalade w/ Factory Rack*	01-06					✓	✓	✓	✓	✓	✓	✓	✓	✓	✓	✓	✓	✓	✓	✓	✓	✓	✓	✓	✓		10b
Escalade w/ Factory Rack*	99-00					✓	✓	✓	✓	✓	✓	✓	✓	✓	✓	✓	✓	✓	✓	✓	✓	✓	✓	✓	✓		10b
Escalade ESV w/ Factory Rack*	15-17					✓	✓	✓	✓	✓	✓	✓	✓	✓	✓	✓	✓	✓	✓	✓	✓	✓	✓	✓	✓		10b
Escalade ESV w/ Factory Rack*	07-14					✓	✓	✓	✓	✓	✓	✓	✓	✓	✓	✓	✓	✓	✓	✓	✓	✓	✓	✓	✓		10b
Escalade ESV w/ Factory Rack*	01-06					✓	✓	✓	✓	✓	✓	✓	✓	✓	✓	✓	✓	✓	✓	✓	✓	✓	✓	✓	✓		10b
Escalade ESV w/ Factory Rack*	99-00					✓	✓	✓	✓	✓	✓	✓	✓	✓	✓	✓	✓	✓	✓	✓	✓	✓	✓	✓	✓		10b

**Vehicle fit information – Compatibilidades de vehículos – Información de ajuste al vehículo – Informações de ajuste do veículo**

Vehicle / Véhicule / Vehículo / Veículo		Base Rack System / Système de support de toit / Sistema de soporte de techo / Sistema de rack de teto		What accessories fit my Roof Rack System? / Quels accessoires s'adaptent à mon support de toit? / ¿Cuáles accesorios se adaptan a mi soporte de techo? / Quais acessórios são compatíveis com o meu sistema de rack de teto?													 Fits Tips / Conseils d'installation / Consejos de ajuste / Dicas de compatibilidade						
Make, Model and Number of Doors (DR) Marque, modèle et nombre de portes (DR) Marca, modelo y número de puertas (DR) Fabricante, Modelo e Número de Portas (DR)	Year / Année / Año / Ano	Part # / n° de pieza / Número da peça	SR1116 – Short Roof Adapter / Adaptateur de toit court / Adaptador para techo corto / Adaptador curto para teto	Weight Limit / Limite de poids / Limite del peso / Limite de peso		Bike Carriers / Porte-velos / Portabicicletas / Suportes para bicicleta				Roof Bags / Sacs de toit / Bolsos de carga / Bagaço tipo mala / Bagaço tipo mala		Roof Top Basket / Panier de toit / Canasto de carga / Bagaço tipo cesto		Roof Boxes / Coffres de toit / Baúles de carga / Bagaço tipo baú				Skis Carriers / Porte-skis / Suportes para esquis / Suportes para esquis		Kayak Carriers / Porte-kayak / Suportes de kayak / Suportes para caiaque			
				Lbs	Kg	SR4885	SR4883	SR4624	SR4883RP	SR8106	SR8107	SR9035	SR9036	SR7011	SR7016	SR7017		SR7018	SR7095	SR6453	SR6466	SR5514	SR5511
<b>CADILLAC (continued - suite - consecuencia - contínuo)</b>																							
Seville 4DR	92-04	SR1005		130	59	✓	✓	✓	✓	✓	✓	✓	✓	✓	✓	✓	✓	✓	✓	✓	✓	✓	
Seville 4DR	86-91	SR1005		130	59	✓	✓	✓	✓	✓	✓	✓	✓	✓	✓	✓	✓	✓	✓	✓	✓	✓	
Seville SLS 4DR	92-04	SR1005		130	59	✓	✓	✓	✓	✓	✓	✓	✓	✓	✓	✓	✓	✓	✓	✓	✓	✓	
Seville STS 4DR	92-04	SR1005		130	59	✓	✓	✓	✓	✓	✓	✓	✓	✓	✓	✓	✓	✓	✓	✓	✓	✓	
SRX w/ Factory Rack*	10-16	SR1099		150	68	✓	✓	✓	✓	✓	✓	✓	✓	✓	✓	✓	✓	✓	✓	✓	✓	✓	10a
SRX w/ Factory Rack*	04-09	SR1098		150	68	✓	✓	✓	✓	✓	✓	✓	✓	✓	✓	✓	✓	✓	✓	✓	✓	✓	10a
<b>CHEVROLET</b>																							
Astro Van w/ Factory Rack*	85-05	SR1099		150	68	✓	✓	✓	✓	✓	✓	✓	✓	✓	✓	✓	✓	✓	✓	✓	✓	✓	10a
Avalanche w/ Raised Rails	07-13	SR1099		150	68	✓	✓	✓	✓	✓	✓	✓	✓	✓	✓	✓	✓	✓	✓	✓	✓	✓	
Avalanche w/ Raised Rails	02-06	SR1099		150	68	✓	✓	✓	✓	✓	✓	✓	✓	✓	✓	✓	✓	✓	✓	✓	✓	✓	
Aveo 4DR	04-11	SR1002		90	41	✓	✓	✓	✓	✓	✓	✓	✓	✓	✓	✓	✓	✓	✓	✓	✓	✓	4i
Aveo 5DR	04-11	SR1002		90	41	✓	✓	✓	✓	✓	✓	✓	✓	✓	✓	✓	✓	✓	✓	✓	✓	✓	4i
Blazer 3DR	82-94	SR1003		130	59												✓	✓					
Blazer 3DR w/ Factory Rack*	82-94	SR1098		150	68	✓	✓	✓	✓	✓	✓	✓	✓	✓	✓	✓	✓	✓	✓	✓	✓	✓	10a
Blazer 5DR w/ Factory Rack*	95-05	SR1098		150	68	✓	✓	✓	✓	✓	✓	✓	✓	✓	✓	✓	✓	✓	✓	✓	✓	✓	10a
Blazer 5DR	91-94	SR1002		130	59												✓	✓					
Blazer 5DR w/ Factory Rack*	91-94	SR1098		150	68	✓	✓	✓	✓	✓	✓	✓	✓	✓	✓	✓	✓	✓	✓	✓	✓	✓	10a
Blazer C/K 3DR w/ Factory Rack*	92-94	SR1099		150	68	✓	✓	✓	✓	✓	✓	✓	✓	✓	✓	✓	✓	✓	✓	✓	✓	✓	10a
Blazer C/K 5DR w/ Factory Rack*	92-94	SR1099		150	68	✓	✓	✓	✓	✓	✓	✓	✓	✓	✓	✓	✓	✓	✓	✓	✓	✓	10a
Camaro	93-02	SR1002		130	59												✓	✓					3c
Camaro T-Top	93-02	SR1002		130	59												✓	✓					3c
Caprice 4DR	77-90	SR1001		130	59	✓	✓	✓	✓	✓	✓	✓	✓	✓	✓	✓	✓	✓	✓	✓	✓	✓	
Caprice 4DR w/ Raised Rails	77-90	SR1098		150	68	✓	✓	✓	✓	✓	✓	✓	✓	✓	✓	✓	✓	✓	✓	✓	✓	✓	
Caprice Wagon	77-90	SR1001		130	59	✓	✓	✓	✓	✓	✓	✓	✓	✓	✓	✓	✓	✓	✓	✓	✓	✓	
Captiva w/ Factory Rack*	10-16	SR1098		150	68	✓	✓	✓	✓	✓	✓	✓	✓	✓	✓	✓	✓	✓	✓	✓	✓	✓	10a
Cavalier 2DR	95-05	SR1005		90	41												✓	✓					
Cavalier 2DR	95-05	SR1005	✓	90	41	✓	✓	✓	✓	✓	✓	✓	✓	✓	✓	✓	✓	✓	✓	✓	✓	✓	9o
Cavalier 2DR	88-94	SR1001		130	59	✓	✓	✓	✓	✓	✓	✓	✓	✓	✓	✓	✓	✓	✓	✓	✓	✓	
Cavalier 4DR	95-05	SR1005		130	59	✓	✓	✓	✓	✓	✓	✓	✓	✓	✓	✓	✓	✓	✓	✓	✓	✓	
Cavalier 4DR	82-94	SR1001		130	59	✓	✓	✓	✓	✓	✓	✓	✓	✓	✓	✓	✓	✓	✓	✓	✓	✓	
Cavalier Wagon	82-94	SR1001		130	59	✓	✓	✓	✓	✓	✓	✓	✓	✓	✓	✓	✓	✓	✓	✓	✓	✓	
Cavalier Wagon w/ Factory Rack*	82-94	SR1098		150	68	✓	✓	✓	✓	✓	✓	✓	✓	✓	✓	✓	✓	✓	✓	✓	✓	✓	10a
Cavalier Z24	82-94	SR1001		130	59	✓	✓	✓	✓	✓	✓	✓	✓	✓	✓	✓	✓	✓	✓	✓	✓	✓	
Celebrity Wagon w/ Factory Rack*	84-89	SR1098		150	68	✓	✓	✓	✓	✓	✓	✓	✓	✓	✓	✓	✓	✓	✓	✓	✓	✓	10a
Colorado	04-12	SR1005		105	48	✓	✓	✓	✓	✓	✓	✓	✓	✓	✓	✓	✓	✓	✓	✓	✓	✓	
Corsica 4DR	88-96	SR1005		130	59	✓	✓	✓	✓	✓	✓	✓	✓	✓	✓	✓	✓	✓	✓	✓	✓	✓	
Cruze 4DR	11-15	SR1010		90	41	✓	✓	✓	✓	✓	✓	✓	✓	✓	✓	✓	✓	✓	✓	✓	✓	✓	4i
Cruze Eco 4DR	11-16	SR1010		90	41	✓	✓	✓	✓	✓	✓	✓	✓	✓	✓	✓	✓	✓	✓	✓	✓	✓	4i
Cruze Limited 4DR	16	SR1010		90	41	✓	✓	✓	✓	✓	✓	✓	✓	✓	✓	✓	✓	✓	✓	✓	✓	✓	4i
Equinox w/ Factory Rack*	05-17					✓	✓	✓	✓	✓	✓	✓	✓	✓	✓	✓	✓	✓	✓	✓	✓	✓	10b
HHR w/ Factory Rack*	06-11					✓	✓	✓	✓	✓	✓	✓	✓	✓	✓	✓	✓	✓	✓	✓	✓	✓	10b
Impala 4DR	15-17	SR1010		90	45	✓	✓	✓	✓	✓	✓	✓	✓	✓	✓	✓	✓	✓	✓	✓	✓	✓	4i
Impala 4DR	06-13	SR1010		105	48	✓	✓	✓	✓	✓	✓	✓	✓	✓	✓	✓	✓	✓	✓	✓	✓	✓	4i+C177:AR177

**Vehicle fit information – Compatibilidades de vehículos – Información de ajuste al vehículo – Informações de ajuste do veículo**


Vehicle / Véhicule / Veículo / Veículo		Base Rack System / Système de support de toit / Sistema de soporte de techo / Sistema de rack de teto		What accessories fit my Roof Rack System? Quels accessoires s'adaptent à mon support de toit ? ¿Cuáles accesorios se adaptan a mi soporte de techo? Quais acessórios são compatíveis com o meu sistema de rack de teto?												 Fits Tips / Conseils d'installation / Consejos de ajuste / Dicas de compatibilidade						
Make, Model and Number of Doors (DR) Marque, modèle et nombre de portes (DR) Marca, modelo y número de puertas (DR) Fabricante, Modelo e Número de Portas (DR)	Year / Année / Año / Ano	Part # / n° de pièce / N° de pieza / Número de peça	SR1116 – Short Roof Adapter / Adaptateur de toit court / Adaptador para techo corto / Adaptador curto para teto	Weight Limit / Limite de poids / Limite del peso / Limite de peso		Bike Carriers / Porte-vélos / Portabicicletas / Soportes para bicicleta				Roof Bags / Sacs de toit / Bolsos de cargo / Bagaço tipo mala		Roof Top Basket / Panier de toit / Canasto de carga / Bagaço tipo cesto		Roof Boxes / Coffres de toit / Baúles de carga / Bagaço tipo baú			Skis Carriers / Porte-skis / Soportes para esquís / Soportes para esquis		Kayak Carriers / Porte-kayak / Soportes de kayak / Soportes para caiaque			
				Lbs	Kg	SR4885	SR4883	SR4624	SR4883RP	SR8106	SR8107	SR9035	SR9036	SR7011	SR7016		SR7017	SR7018	SR7095	SR6453	SR6466	SR5514

**CHEVROLET** (continued - suite - consecuencia - contínuo)


Impala 4DR	00-05	SR1002		130	59	✓	✓	✓	✓	✓	✓	✓	✓	✓	✓	✓	✓	✓	✓	✓	✓	✓	4i
IROC-Z	93-02	SR1002		130	59																		3c
Iroc-Z T-Top	93-02	SR1002		130	59																		3c
Lumina 4DR	95-99	SR1004		130	59	✓	✓	✓	✓	✓	✓	✓	✓	✓	✓	✓	✓	✓	✓	✓	✓	✓	
Lumina 4DR	89-94	SR1005		130	59	✓	✓	✓	✓	✓	✓	✓	✓	✓	✓	✓	✓	✓	✓	✓	✓	✓	
Malibu 4DR	16-17	SR1010		90	45	✓	✓	✓	✓	✓	✓	✓	✓	✓	✓	✓	✓	✓	✓	✓	✓	✓	
Malibu 4DR	08-12	SR1002		105	48	✓	✓	✓	✓	✓	✓	✓	✓	✓	✓	✓	✓	✓	✓	✓	✓	✓	
Malibu 4DR	04-07	SR1002		130	59	✓	✓	✓	✓	✓	✓	✓	✓	✓	✓	✓	✓	✓	✓	✓	✓	✓	4i, 9d
Malibu 4DR	97-03	SR1002		130	59	✓	✓	✓	✓	✓	✓	✓	✓	✓	✓	✓	✓	✓	✓	✓	✓	✓	3u
Malibu Maxx 5DR	04-07	SR1002		130	59	✓	✓	✓	✓	✓	✓	✓	✓	✓	✓	✓	✓	✓	✓	✓	✓	✓	4i, 9d
Metro 3DR	98-00	SR1003		130	59																		
Metro 3DR	98-00	SR1003	✓	130	59	✓	✓	✓	✓	✓	✓	✓	✓	✓	✓	✓	✓	✓	✓	✓	✓	✓	3u, 9o
Metro 4DR	98-00	SR1003		130	59	✓	✓	✓	✓	✓	✓	✓	✓	✓	✓	✓	✓	✓	✓	✓	✓	✓	
Monte Carlo 2DR	00-05	SR1002		130	59	✓	✓	✓	✓	✓	✓	✓	✓	✓	✓	✓	✓	✓	✓	✓	✓	✓	4i, 3x
Monte Carlo 2DR	95-99	SR1004		130	59																		
Monte Carlo 2DR	95-99	SR1004	✓	130	59	✓	✓	✓	✓	✓	✓	✓	✓	✓	✓	✓	✓	✓	✓	✓	✓	✓	9o
Nova	85-88	SR1003		130	59	✓	✓	✓	✓	✓	✓	✓	✓	✓	✓	✓	✓	✓	✓	✓	✓	✓	
Optra 4DR	04-06	SR1002		130	59																		4i
Optra 5 5DR	04-08	SR1002		130	59																		4i
Optra Wagon	04-08	SR1002		130	59	✓	✓	✓	✓	✓	✓	✓	✓	✓	✓	✓	✓	✓	✓	✓	✓	✓	4i
S-10 King Cab	82-93	SR1003	✓	130	59	✓	✓	✓	✓	✓	✓	✓	✓	✓	✓	✓	✓	✓	✓	✓	✓	✓	3h, 9o
Sprint 3DR	89-94	SR1004		90	41																		
Sprint 3DR	89-94	SR1004	✓	90	41	✓	✓	✓	✓	✓	✓	✓	✓	✓	✓	✓	✓	✓	✓	✓	✓	✓	9o
Sprint 3DR	84-88	SR1003		130	59																		
Sprint 3DR	84-88	SR1003	✓	130	59	✓	✓	✓	✓	✓	✓	✓	✓	✓	✓	✓	✓	✓	✓	✓	✓	✓	9o
Sprint 4DR	89-94	SR1004		130	59	✓	✓	✓	✓	✓	✓	✓	✓	✓	✓	✓	✓	✓	✓	✓	✓	✓	
Sprint 5DR	89-94	SR1004		90	41	✓	✓	✓	✓	✓	✓	✓	✓	✓	✓	✓	✓	✓	✓	✓	✓	✓	
Sprint 5DR	84-88	SR1003		90	41	✓	✓	✓	✓	✓	✓	✓	✓	✓	✓	✓	✓	✓	✓	✓	✓	✓	3u
Suburban w/ Factory Rack*	15-17					✓	✓	✓	✓	✓	✓	✓	✓	✓	✓	✓	✓	✓	✓	✓	✓	✓	10b
Suburban w/ Factory Rack*	07-14	SR1099		150	68	✓	✓	✓	✓	✓	✓	✓	✓	✓	✓	✓	✓	✓	✓	✓	✓	✓	10b
Suburban w/ Factory Rack*	00-06	SR1099		150	68	✓	✓	✓	✓	✓	✓	✓	✓	✓	✓	✓	✓	✓	✓	✓	✓	✓	10b
S-10 Blazer 2DR w/ Raised Rails	85-90	SR1098		130	59	✓	✓	✓	✓	✓	✓	✓	✓	✓	✓	✓	✓	✓	✓	✓	✓	✓	
S-10 Blazer 2DR w/ Raised Rails	83-84	SR1098		150	68	✓	✓	✓	✓	✓	✓	✓	✓	✓	✓	✓	✓	✓	✓	✓	✓	✓	
Tahoe 4DR w/ Factory Rack*	07-14	SR1099		150	68	✓	✓	✓	✓	✓	✓	✓	✓	✓	✓	✓	✓	✓	✓	✓	✓	✓	10a
Tahoe 5DR w/ Factory Rack*	15-17					✓	✓	✓	✓	✓	✓	✓	✓	✓	✓	✓	✓	✓	✓	✓	✓	✓	10b
Tahoe 5DR w/ Factory Rack*	07-14					✓	✓	✓	✓	✓	✓	✓	✓	✓	✓	✓	✓	✓	✓	✓	✓	✓	10b
Tahoe 5DR w/ Factory Rack*	00-06					✓	✓	✓	✓	✓	✓	✓	✓	✓	✓	✓	✓	✓	✓	✓	✓	✓	10b
Tahoe 4DR w/ Factory Rack*	00-06	SR1099		150	68	✓	✓	✓	✓	✓	✓	✓	✓	✓	✓	✓	✓	✓	✓	✓	✓	✓	10a
Tracker 3DR	89-98	SR1002		130	59	✓	✓	✓	✓	✓	✓	✓	✓	✓	✓	✓	✓	✓	✓	✓	✓	✓	
Tracker 4DR w/ Factory Rack*	99-04	SR1098		150	68	✓	✓	✓	✓	✓	✓	✓	✓	✓	✓	✓	✓	✓	✓	✓	✓	✓	10a
Tracker 4DR w/ Raised Rails	96-98	SR1098		150	68	✓	✓	✓	✓	✓	✓	✓	✓	✓	✓	✓	✓	✓	✓	✓	✓	✓	
Trax w/ Raised Rails	13-17	SR1098		130	59	✓	✓	✓	✓	✓	✓	✓	✓	✓	✓	✓	✓	✓	✓	✓	✓	✓	
Traverse w/ Factory Rack*	09-15					✓	✓	✓	✓	✓	✓	✓	✓	✓	✓	✓	✓	✓	✓	✓	✓	✓	10b



**Vehicle fit information – Compatibilidades de vehículos – Información de ajuste al vehículo – Informações de ajuste do veículo**

Vehicle / Véhicule / Vehículo / Veículo		Base Rack System / Système de support de toit / Sistema de soporte de techo / Sistema de rack de teto		What accessories fit my Roof Rack System? Quels accessoires s'adaptent à mon support de toit ? ¿Cuáles accesorios se adaptan a mi soporte de techo? Quais acessórios são compatíveis com o meu sistema de rack de teto?													 Fits Tips / Conseils d'installation / Consejos de ajuste / Dicas de compatibilidade				
Make, Model and Number of Doors (DR) Marque, modèle et nombre de portes (DR) Marca, modelo y número de puertas (DR) Fabricante, Modelo e Número de Portas (DR)	Year / Année / Año / Ano	Part # / n° de pieza / Número da peça	SR1116 – Short Roof Adapter / Adaptateur de toit court / Adaptador para techo corto / Adaptador curto para teto	Weight Limit / Limite de poids / Limite del peso / Limite de peso		SR4885 SR4883 SR4624 SR4883RP	Bike Carriers / Porte-velos / Portabicietas / Suportes para bicicleta	SR8106 SR8107	Roof Bags / Sacs de toit / Bolsos de cargo / Bagageiro tipo mala / Bagageiro tipo mala	SR9035 SR9036	Roof Top Basket / Panier de toit / Canasto de cargo / Bagageiro tipo cesto	Roof Boxes / Coffres de toit / Baúes de carga / Bagageiros tipo baú			SR6453 SR6466	Skis Carriers / Porte-skis / Suportes para esquís / Suportes para esquís		Kayak Carriers / Porte-kayak / Suportes de kayak / Suportes para caiaque			
				Lbs	Kg							SR7011 SR7016 SR7017 SR7018 SR7095	SR7011 SR7016 SR7017 SR7018 SR7095	SR7011 SR7016 SR7017 SR7018 SR7095				SR5514 SR5511 SR5512 SR5513	SR5514 SR5511 SR5512 SR5513	SR5514 SR5511 SR5512 SR5513	
<b>CHEVROLET</b> (continued - suite - consecuencia - contínuo)																					
Uplander w/ Raised Rails	05-08	SR1098		150	68	✓	✓	✓	✓	✓	✓	✓	✓	✓	✓	✓	✓	✓	✓		
Venture w/ Factory Rack*	97-05	SR1098		150	68	✓	✓	✓	✓	✓	✓	✓	✓	✓	✓	✓	✓	✓	✓	10a	
Z28	93-02	SR1002		130	59										✓	✓				3c	
Z28 T-Top	93-02	SR1002		130	59										✓	✓				3c	
<b>CHRYSLER</b>																					
300 4DR	05-10	SR1002		130	59	✓	✓	✓	✓	✓	✓	✓	✓	✓	✓	✓	✓	✓	✓	✓	4i
300C 4DR	05-07	SR1002		130	59	✓	✓	✓	✓	✓	✓	✓	✓	✓	✓	✓	✓	✓	✓	✓	4i
300M 4DR	99-04	SR1005		130	59	✓	✓	✓	✓	✓	✓	✓	✓	✓	✓	✓	✓	✓	✓	✓	3u
Caravan	88-95	SR1001		130	59	✓	✓	✓	✓	✓	✓	✓	✓	✓	✓	✓	✓	✓	✓	✓	
Aspen w/ Raised Rails	07-09	SR1099		150	68	✓	✓	✓	✓	✓	✓	✓	✓	✓	✓	✓	✓	✓	✓	✓	
Town & Country w/ Factory Rack*	08-10	SR1099		150	68	✓	✓	✓	✓	✓	✓	✓	✓	✓	✓	✓	✓	✓	✓	✓	10a
Cirrus 4DR	95-00	SR1004		130	59										✓	✓					
Concorde 4DR	93-97	SR1002		130	59	✓	✓	✓	✓	✓	✓	✓	✓	✓	✓	✓	✓	✓	✓	✓	
Daytona	84-93	SR1004		130	59										✓	✓					
Daytona T-Top	84-93	SR1004		130	59										✓	✓				3m	
Dynasty 4DR	88-93	SR1004		130	59	✓	✓	✓	✓	✓	✓	✓	✓	✓	✓	✓	✓	✓	✓	✓	
Imperial 4DR	89-93	SR1005		130	59	✓	✓	✓	✓	✓	✓	✓	✓	✓	✓	✓	✓	✓	✓	✓	
Intrepid 4DR	98-05	SR1005		130	59	✓	✓	✓	✓	✓	✓	✓	✓	✓	✓	✓	✓	✓	✓	✓	3u
Intrepid 4DR	93-97	SR1002		130	59	✓	✓	✓	✓	✓	✓	✓	✓	✓	✓	✓	✓	✓	✓	✓	
Le Baron 2DR	87-95	SR1004		130	59										✓	✓					
Le Baron 2DR	82-86	SR1001		130	59	✓	✓	✓		✓	✓				✓	✓	✓	✓	✓	✓	
Le Baron 4DR	90-94	SR1004		130	59	✓	✓	✓	✓	✓	✓	✓	✓	✓	✓	✓	✓	✓	✓	✓	
Le Baron 4DR	82-88	SR1001		130	59	✓	✓	✓	✓	✓	✓	✓	✓	✓	✓	✓	✓	✓	✓	✓	
Le Baron GTS	85-89	SR1004		130	59	✓	✓	✓	✓	✓	✓	✓	✓	✓	✓	✓	✓	✓	✓	✓	
LHS 4DR	94-97	SR1002		130	59	✓	✓	✓	✓	✓	✓	✓	✓	✓	✓	✓	✓	✓	✓	✓	
Neon 4DR	00-04	SR1004		130	59	✓	✓	✓	✓	✓	✓	✓	✓	✓	✓	✓	✓	✓	✓	✓	
New Yorker 4DR	94-97	SR1002		130	59	✓	✓	✓	✓	✓	✓	✓	✓	✓	✓	✓	✓	✓	✓	✓	
New Yorker 4DR	88-93	SR1004		130	59	✓	✓	✓	✓	✓	✓	✓	✓	✓	✓	✓	✓	✓	✓	✓	
New Yorker Fifth Avenue 4DR	90-93	SR1004		130	59	✓	✓	✓	✓	✓	✓	✓	✓	✓	✓	✓	✓	✓	✓	✓	
Pacifica w/ Factory Rack*	17					✓	✓	✓	✓	✓	✓	✓	✓	✓	✓	✓	✓	✓	✓	✓	10b
Pacifica w/ Factory Rack*	04-08					✓	✓	✓	✓	✓	✓	✓	✓	✓	✓	✓	✓	✓	✓	✓	10b
PT Cruiser w/ Factory Rack*	01-10					✓	✓	✓	✓	✓	✓	✓	✓	✓	✓	✓	✓	✓	✓	✓	10b
PT Cruiser	01-10	SR1005		130	59	✓	✓	✓	✓	✓	✓	✓	✓	✓	✓	✓	✓	✓	✓	✓	1a, 3x
Re iant 4DR	81-89	SR1001		130	59	✓	✓	✓	✓	✓	✓	✓	✓	✓	✓	✓	✓	✓	✓	✓	
Sebring 2DR	95-00	SR1008		130	59										✓	✓					
Sebring 2DR	95-00	SR1008	✓	130	59	✓	✓	✓	✓	✓	✓	✓	✓	✓	✓	✓	✓	✓	✓	✓	9o
Sebring 4DR	01-06	SR1004	✓	90	41	✓	✓	✓	✓	✓	✓	✓	✓	✓	✓	✓	✓	✓	✓	✓	3x, 9o
Town & Country w/ Factory Rack*	08-16					✓	✓	✓	✓	✓	✓	✓	✓	✓	✓	✓	✓	✓	✓	✓	10b
Town & Country w/ Factory Rack*	01-07					✓	✓	✓	✓	✓	✓	✓	✓	✓	✓	✓	✓	✓	✓	✓	10b
Town & Country w/ Factory Rack*	96-00	SR1098		150	68	✓	✓	✓	✓	✓	✓	✓	✓	✓	✓	✓	✓	✓	✓	✓	10a
Town & Country	96-01	SR1004		130	59	✓	✓	✓	✓	✓	✓	✓	✓	✓	✓	✓	✓	✓	✓	✓	
Town & Country	84-95	SR1001		130	59	✓	✓	✓	✓	✓	✓	✓	✓	✓	✓	✓	✓	✓	✓	✓	
Voyager / Grand Voyager	01-03					✓	✓	✓	✓	✓	✓	✓	✓	✓	✓	✓	✓	✓	✓	✓	10b


**Vehicle fit information – Compatibilidades de vehículos – Información de ajuste al vehículo – Informações de ajuste do veículo**

Vehicle / Véhicule / Veículo / Veículo		Base Rack System / Système de support de toit / Sistema de soporte de techo / Sistema de rack de teto		What accessories fit my Roof Rack System? Quels accessoires s'adaptent à mon support de toit ? ¿Cuáles accesorios se adaptan a mi soporte de techo? Quais acessórios são compatíveis com o meu sistema de rack de teto?												
Make, Model and Number of Doors (DR) Marque, modèle et nombre de portes (DR) Marca, modelo y número de puertas (DR) Fabricante, Modelo e Número de Portas (DR)	Year / Année / Año / Ano	Part # / n° de pièce / N° de pieza / Número da peça	SR1116 – Short Roof Adapter / Adaptateur de toit court / Adaptador para techo corto / Adaptador curto para teto	Weight Limit / Limite de poids / Limite del peso / Limite de peso	SR4885 SR4883 SR4624 SR4883RP	Bike Carriers / Porte-vélos / Portabicicletas / Suportes para bicicleta	Roof Bags / Sacs de toit / Bolsos de carga / Bagaço tipo mala	SR8106 SR8107	Roof Top Basket / Panier de toit / Canasto de carga / Bagaço tipo cesto	SR9035 SR9036	Roof Boxes / Coffres de toit / Baulés de carga / Bagaços tipo baú	SR7011 SR7016 SR7017 SR7018 SR7095	SR6453 SR6466	SR5514 SR5511 SR5512 SR5513	Fits Tips / Conseils d'installation / Consejos de ajuste / Dicas de compatibilidade	


<b>DAEWOO</b>																	
Lanos 3DR	98-02	SR1002	✓	130	59	✓	✓	✓	✓	✓	✓	✓	✓	✓	✓	✓	4i, 9o
Lanos 4DR	98-02	SR1002		130	59	✓	✓	✓	✓	✓	✓	✓	✓	✓	✓	✓	4i
Leganza 4DR	99-00	SR1002		130	59	✓	✓	✓	✓	✓	✓	✓	✓	✓	✓	✓	3x, 4i
Nubira 4DR	99-00	SR1002		130	59	✓	✓	✓	✓	✓	✓	✓	✓	✓	✓	✓	3x, 4i

<b>DODGE</b>																	
2000 GTX 4DR	89-93	SR1002		130	59	✓	✓	✓	✓	✓	✓	✓	✓	✓	✓	✓	4i
Aries 2DR	81-89	SR1001		130	59	✓	✓	✓	✓	✓	✓	✓	✓	✓	✓	✓	
Aries 4DR	81-89	SR1001		130	59	✓	✓	✓	✓	✓	✓	✓	✓	✓	✓	✓	
Aries Wagon	81-89	SR1001		130	59	✓	✓	✓	✓	✓	✓	✓	✓	✓	✓	✓	
Aries Wagon w/ Factory Rack*	81-89	SR1098		150	68	✓	✓	✓	✓	✓	✓	✓	✓	✓	✓	✓	10a
Avenger 2DR	95-00	SR1008		130	59												
Avenger 2DR	95-00	SR1008	✓	130	59	✓	✓	✓	✓	✓	✓	✓	✓	✓	✓	✓	9o
Caravan	96-01	SR1004		105	48	✓	✓	✓	✓	✓	✓	✓	✓	✓	✓	✓	
Caravan	84-95	SR1001		130	59	✓	✓	✓	✓	✓	✓	✓	✓	✓	✓	✓	
Caravan / Grand Caravan w/ Factory Rack*	08-17					✓	✓	✓	✓	✓	✓	✓	✓	✓	✓	✓	10b
Caravan / Grand Caravan w/ Factory Rack*	01-07					✓	✓	✓	✓	✓	✓	✓	✓	✓	✓	✓	10b
Caravan / Grand Caravan w/ Factory Rack*	96-00	SR1098		150	68	✓	✓	✓	✓	✓	✓	✓	✓	✓	✓	✓	10a
Caravan / Grand Caravan	96-01	SR1004		130	59	✓	✓	✓	✓	✓	✓	✓	✓	✓	✓	✓	
Caravan / Grand Caravan	84-95	SR1001		130	59	✓	✓	✓	✓	✓	✓	✓	✓	✓	✓	✓	
Charger	05-10	SR1002		130	59	✓	✓	✓	✓	✓	✓	✓	✓	✓	✓	✓	4i
Charger	83-88	SR1001		130	59	✓	✓	✓	✓	✓	✓	✓	✓	✓	✓	✓	
Colt 2DR	93-96	SR1003		105	48												
Colt 2DR	93-96	SR1003	✓	130	59	✓	✓	✓	✓	✓	✓	✓	✓	✓	✓	✓	9o
Colt 3DR	79-88	SR1005		130	59	✓	✓	✓	✓	✓	✓	✓	✓	✓	✓	✓	
Colt 3DR	79-88	SR1005	✓	130	59	✓	✓	✓	✓	✓	✓	✓	✓	✓	✓	✓	9o
Colt 4DR	93-96	SR1003		130	59												
Colt 4DR	79-88	SR1005		130	59	✓	✓	✓	✓	✓	✓	✓	✓	✓	✓	✓	1b
Colt 100 3DR	89-92	SR1005		130	59												
Colt 100 3DR	89-92	SR1005	✓	130	59	✓	✓	✓	✓	✓	✓	✓	✓	✓	✓	✓	9o
Colt 100 4DR	89-92	SR1005		130	59	✓	✓	✓	✓	✓	✓	✓	✓	✓	✓	✓	1b
Colt 200 3DR	89-92	SR1004		130	59												
Colt 200 3DR	89-92	SR1004	✓	130	59	✓	✓	✓	✓	✓	✓	✓	✓	✓	✓	✓	9o
Colt Minivan	92-96	SR1001		130	59	✓	✓	✓	✓	✓	✓	✓	✓	✓	✓	✓	
Colt Minivan	84-91	SR1001		130	59	✓	✓	✓	✓	✓	✓	✓	✓	✓	✓	✓	
Colt Vista 5DR	84-91	SR1001		130	59	✓	✓	✓	✓	✓	✓	✓	✓	✓	✓	✓	
Colt Vista 5DR w/ Factory Rack*	84-91	SR1098		150	68	✓	✓	✓	✓	✓	✓	✓	✓	✓	✓	✓	10a
Colt Vista Wagon	88-91	SR1001		130	59	✓	✓	✓	✓	✓	✓	✓	✓	✓	✓	✓	
Dakota	87-96	SR1003		130	59												
Daytona 3DR	84-93	SR1004		130	59												
Durango w/ Factory Rack*	11-17					✓	✓	✓	✓	✓	✓	✓	✓	✓	✓	✓	10b
Durango w/ Factory Rack*	04-09	SR1099		150	68	✓	✓	✓	✓	✓	✓	✓	✓	✓	✓	✓	10a


**Vehicle fit information – Compatibilidades de vehículos – Información de ajuste al vehículo – Informações de ajuste do veículo**

Vehicle / Véhicule / Vehículo / Veículo		Base Rack System / Système de support de toit / Sistema de soporte de techo / Sistema de rack de teto			What accessories fit my Roof Rack System? / Quels accessoires s'adaptent à mon support de toit? / ¿Cuáles accesorios se adaptan a mi soporte de techo? / Quais acessórios são compatíveis com o meu sistema de rack de teto?													 Fits Tips / Conseils d'installation / Consejos de ajuste / Dicas de compatibilidade						
Make, Model and Number of Doors (DR) Marque, modèle et nombre de portes (DR) Marca, modelo y número de puertas (DR) Fabricante, Modelo e Número de Portas (DR)	Year / Année / Año / Ano	Part # / n° de pieza / Número da peça	SR1116 – Short Roof Adapter / Adaptateur de toit court / Adaptador para techo corto / Adaptador curto para teto	Weight Limit / Limite de poids / Limite de peso		Bike Carriers / Porte-vélos / Portabicietas / Suportes para bicicleta				Roof Bags / Sacs de toit / Bolsos de carga / Bagageiro tipo mala		Roof Top Basket / Panier de toit / Canasto de carga / Bagageiro tipo cesto		Roof Boxes / Coffres de toit / Baúles de carga / Bagageiros tipo baú			Skis Carriers / Porte-skis / Suportes para esquis / Suportes para esquis		Kayak Carriers / Porte-kayak / Suportes para kayak / Suportes para caiaque					
				Lbs	Kg	SR4885	SR4883	SR4624	SR4883RP	SR8106	SR8107	SR9035	SR9036	SR7011	SR7016	SR7017	SR7018		SR7095	SR6453	SR6466	SR5514	SR5511	SR5512
<b>DODGE (continued - suite - consecuencia - contínuo)</b>																								
Dynasty	88-93	SR1004		130	59	✓	✓	✓	✓	✓	✓	✓	✓	✓	✓	✓	✓	✓	✓	✓	✓	✓	✓	3u
Grand Caravan	84-95	SR1001		130	59	✓	✓	✓	✓	✓	✓	✓	✓	✓	✓	✓	✓	✓	✓	✓	✓	✓	✓	
Intrepid 4DR	98-02	SR1005		130	59	✓	✓	✓	✓	✓	✓	✓	✓	✓	✓	✓	✓	✓	✓	✓	✓	✓	✓	
Intrepid 4DR	93-97	SR1002		130	59	✓	✓	✓	✓	✓	✓	✓	✓	✓	✓	✓	✓	✓	✓	✓	✓	✓	✓	
Journey w/ Factory Rack*	13-17	SR1099		150	68	✓	✓	✓	✓	✓	✓	✓	✓	✓	✓	✓	✓	✓	✓	✓	✓	✓	✓	10b
Magnum w/ Raised Rails	05-08	SR1098		150	68	✓	✓	✓	✓	✓	✓	✓	✓	✓	✓	✓	✓	✓	✓	✓	✓	✓	✓	
Journey w/ Factory Rack*	08-12	SR1099		150	68	✓	✓	✓	✓	✓	✓	✓	✓	✓	✓	✓	✓	✓	✓	✓	✓	✓	✓	10a
Lancer 5DR	85-89	SR1004		130	59	✓	✓	✓	✓	✓	✓	✓	✓	✓	✓	✓	✓	✓	✓	✓	✓	✓	✓	
Magnum 4DR	05-07	SR1002		130	59	✓	✓	✓	✓	✓	✓	✓	✓	✓	✓	✓	✓	✓	✓	✓	✓	✓	✓	4i
Neon 2DR	94-99	SR1008		90	41													✓	✓	✓	✓	✓	✓	
Neon 2DR	94-99	SR1008	✓	90	41	✓	✓	✓	✓	✓	✓	✓	✓	✓	✓	✓	✓	✓	✓	✓	✓	✓	✓	4 , 9o
Neon 4DR	00-04	SR1004		130	59	✓	✓	✓	✓	✓	✓	✓	✓	✓	✓	✓	✓	✓	✓	✓	✓	✓	✓	
Neon 4DR	94-99	SR1008		90	41													✓	✓	✓	✓	✓	✓	1b
Omni	78-90	SR1001		130	59	✓	✓	✓	✓	✓	✓	✓	✓	✓	✓	✓	✓	✓	✓	✓	✓	✓	✓	
Raider	87-90	SR1001		130	59	✓	✓	✓	✓	✓	✓	✓	✓	✓	✓	✓	✓	✓	✓	✓	✓	✓	✓	
Ram 1500	72-93	SR1001		130	59	✓	✓	✓	✓			✓	✓					✓	✓	✓	✓	✓	✓	
Ram 2500	72-93	SR1001		130	59	✓	✓	✓	✓			✓	✓					✓	✓	✓	✓	✓	✓	
Ram 3500	72-93	SR1001		130	59	✓	✓	✓	✓			✓	✓					✓	✓	✓	✓	✓	✓	
Ram 50 Van	76-93	SR1001		130	59	✓	✓	✓	✓	✓	✓	✓	✓	✓	✓	✓	✓	✓	✓	✓	✓	✓	✓	
Shadow 3DR	87-94	SR1004		130	59													✓	✓	✓	✓	✓	✓	
Shadow 3DR	87-94	SR1004	✓	130	59	✓	✓	✓	✓	✓	✓	✓	✓	✓	✓	✓	✓	✓	✓	✓	✓	✓	✓	9o
Shadow 5DR	87-94	SR1004		130	59	✓	✓	✓	✓	✓	✓	✓	✓	✓	✓	✓	✓	✓	✓	✓	✓	✓	✓	
Spirit 4DR	88-95	SR1004		130	59	✓	✓	✓	✓	✓	✓	✓	✓	✓	✓	✓	✓	✓	✓	✓	✓	✓	✓	
Sport Ram	79-93	SR1001		130	59	✓	✓	✓	✓	✓	✓	✓	✓	✓	✓	✓	✓	✓	✓	✓	✓	✓	✓	
Stealth 3DR	91-96	SR1008	✓	130	59	✓	✓	✓	✓	✓	✓	✓	✓	✓	✓	✓	✓	✓	✓	✓	✓	✓	✓	9o
Stratus 4DR	95-99	SR1004		130	59													✓	✓	✓	✓	✓	✓	
SX 2.0 4DR	03-05	SR1004		130	59	✓	✓	✓	✓	✓	✓	✓	✓	✓	✓	✓	✓	✓	✓	✓	✓	✓	✓	
<b>EAGLE</b>																								
2000 GTX 4DR	89-93	SR1002		130	59	✓	✓	✓	✓	✓	✓	✓	✓	✓	✓	✓	✓	✓	✓	✓	✓	✓	✓	4i
Alliance 4DR	83-88	SR1001		130	59	✓	✓	✓	✓	✓	✓	✓	✓	✓	✓	✓	✓	✓	✓	✓	✓	✓	✓	
Summit 2DR	93-96	SR1003		130	59													✓	✓	✓	✓	✓	✓	
Summit 2DR	93-96	SR1003	✓	130	59	✓	✓	✓	✓	✓	✓	✓	✓	✓	✓	✓	✓	✓	✓	✓	✓	✓	✓	9o
Summit 3DR	89-92	SR1004		130	59													✓	✓	✓	✓	✓	✓	
Summit 3DR	89-92	SR1004	✓	130	59	✓	✓	✓	✓	✓	✓	✓	✓	✓	✓	✓	✓	✓	✓	✓	✓	✓	✓	9o
Summit 4DR	93-96	SR1003		130	59													✓	✓	✓	✓	✓	✓	
Summit Minivan	92-96	SR1001		130	59	✓	✓	✓	✓	✓	✓	✓	✓	✓	✓	✓	✓	✓	✓	✓	✓	✓	✓	
Summit Minivan w/ Factory Rack*	92-96	SR1098		150	68	✓	✓	✓	✓	✓	✓	✓	✓	✓	✓	✓	✓	✓	✓	✓	✓	✓	✓	10a
Talon 3DR	90-94	SR1002		130	59													✓	✓	✓	✓	✓	✓	1b
Vision 4DR	93-97	SR1002		130	59	✓	✓	✓	✓	✓	✓	✓	✓	✓	✓	✓	✓	✓	✓	✓	✓	✓	✓	
Vista 3DR	89-92	SR1005		130	59							✓	✓					✓	✓	✓	✓	✓	✓	
Vista 3DR	89-92	SR1005	✓	130	59	✓	✓	✓	✓			✓	✓					✓	✓	✓	✓	✓	✓	9o
Vista 4DR	89-92	SR1005		130	59	✓	✓	✓	✓			✓	✓					✓	✓	✓	✓	✓	✓	1b
Vista Minivan	84-91	SR1001		130	59	✓	✓	✓	✓	✓	✓	✓	✓	✓	✓	✓	✓	✓	✓	✓	✓	✓	✓	


**Vehicle fit information – Compatibilidades de vehículos – Información de ajuste al vehículo – Informações de ajuste do veículo**

Vehicle / Véhicule / Veículo / Veículo		Base Rack System / Système de support de toit / Sistema de soporte de techo / Sistema de rack de teto		What accessories fit my Roof Rack System? / Quels accessoires s'adaptent à mon support de toit? / ¿Cuáles accesorios se adaptan a mi soporte de techo? / Quais acessórios são compatíveis com o meu sistema de rack de teto?													 Fits Tips / Conseils d'installation / Consejos de ajuste / Dicas de compatibilidade						
Make, Model and Number of Doors (DR) / Marque, modèle et nombre de portes (DR) / Marca, modelo y número de puertas (DR) / Fabricante, Modelo e Número de Portas (DR)	Year / Année / Año / Ano	Part # / n° de pieza / Número da peça	SR1116 – Short Roof Adapter / Adaptateur de toit court / Adaptador para techo corto / Adaptador curto para teto	Weight Limit / Limite de poids / Limite de peso / Limite de peso		Bike Carriers / Porte-vélos / Portabicietas / Suportes para bicicleta				Roof Bags / Sacs de toit / Bolsos de carga / Bagaço tipo mala		Roof Top Basket / Panier de toit / Canasto de carga / Bagaço tipo cesto		Roof Boxes / Coffres de toit / Bauls de carga / Bagaço tipo baú				Skis Carriers / Porte-skis / Suportes para esquis / Suportes para esquis		Kayak Carriers / Porte-kayak / Suportes de kayak / Suportes para caiaque			
				Lbs	Kg	SR4885	SR4883	SR4624	SR4883RP	SR8106	SR8107	SR9035	SR9036	SR7011	SR7016	SR7017		SR7018	SR7095	SR6453	SR6466	SR5514	SR5511
<b>EAGLE (continued - suite - consecuencia - contínuo)</b>																							
Vista Minivan w/ Factory Rack*	84-91	SR1098		150	68	✓	✓	✓	✓	✓	✓	✓	✓	✓	✓	✓	✓	✓	✓	✓	✓	✓	10a
<b>FORD</b>																							
Aspire 3DR	94-97	SR1003		90	41																		
Aspire 3DR	94-97	SR1003	✓	90	41	✓	✓	✓	✓	✓	✓	✓	✓	✓	✓	✓	✓	✓	✓	✓	✓	✓	4i, 9o
Aspire 5DR	94-97	SR1003		90	41	✓	✓	✓	✓	✓	✓	✓	✓	✓	✓	✓	✓	✓	✓	✓	✓	✓	
Bronco II	83-90	SR1001		130	59	✓	✓	✓	✓	✓	✓	✓	✓	✓	✓	✓	✓	✓	✓	✓	✓	✓	1b
Edge / Edge Sport	11-14	SR1010		90	41	✓	✓	✓	✓	✓	✓	✓	✓	✓	✓	✓	✓	✓	✓	✓	✓	✓	4i
Edge / Edge Sport	07-10	SR1010		90	41	✓	✓	✓	✓	✓	✓	✓	✓	✓	✓	✓	✓	✓	✓	✓	✓	✓	4i
Edge / Edge Sport w/ Factory Rack*	15-17					✓	✓	✓	✓	✓	✓	✓	✓	✓	✓	✓	✓	✓	✓	✓	✓	✓	10a
Edge / Edge Sport (Glass Roof) w/ Factory Rack*	15-17					✓	✓	✓	✓	✓	✓	✓	✓	✓	✓	✓	✓	✓	✓	✓	✓	✓	10a
Edge / Edge Sport w/ Factory Rack*	11-14	SR1099		110	55	✓	✓	✓	✓	✓	✓	✓	✓	✓	✓	✓	✓	✓	✓	✓	✓	✓	10a
Edge / Edge Sport w/ Factory Rack*	07-10	SR1099		110	55	✓	✓	✓	✓	✓	✓	✓	✓	✓	✓	✓	✓	✓	✓	✓	✓	✓	10a
Escape w/ Factory Rack*	13-17	SR1099		110	55	✓	✓	✓	✓	✓	✓	✓	✓	✓	✓	✓	✓	✓	✓	✓	✓	✓	10a
Escape w/ Factory Rack*	08-12					✓	✓	✓	✓	✓	✓	✓	✓	✓	✓	✓	✓	✓	✓	✓	✓	✓	10a
Escape (Glass Roof) w/ Factory Rack*	13-17	SR1099		45	20	✓	✓	✓	✓	✓	✓	✓	✓	✓	✓	✓	✓	✓	✓	✓	✓	✓	10a
Escort 3DR	91-96	SR1003		130	59	✓	✓	✓	✓	✓	✓	✓	✓	✓	✓	✓	✓	✓	✓	✓	✓	✓	
Escort 3DR	81-90	SR1001		130	59	✓	✓	✓	✓	✓	✓	✓	✓	✓	✓	✓	✓	✓	✓	✓	✓	✓	
Escort 4DR	97-99	SR1003		130	59	✓	✓	✓	✓	✓	✓	✓	✓	✓	✓	✓	✓	✓	✓	✓	✓	✓	3y, 4i
Escort 4DR	91-96	SR1003		130	59	✓	✓	✓	✓	✓	✓	✓	✓	✓	✓	✓	✓	✓	✓	✓	✓	✓	
Escort 4DR	81-90	SR1001		130	59	✓	✓	✓	✓	✓	✓	✓	✓	✓	✓	✓	✓	✓	✓	✓	✓	✓	
Escort 5DR	91-96	SR1003		130	59	✓	✓	✓	✓	✓	✓	✓	✓	✓	✓	✓	✓	✓	✓	✓	✓	✓	
Escort 5DR	81-90	SR1001		130	59	✓	✓	✓	✓	✓	✓	✓	✓	✓	✓	✓	✓	✓	✓	✓	✓	✓	
Escort Wagon	97-99	SR1002		130	59	✓	✓	✓	✓	✓	✓	✓	✓	✓	✓	✓	✓	✓	✓	✓	✓	✓	3y, 4i
Escort Wagon	91-96	SR1002		130	59	✓	✓	✓	✓	✓	✓	✓	✓	✓	✓	✓	✓	✓	✓	✓	✓	✓	3u, 4i
Escort Wagon	81-90	SR1001		130	59	✓	✓	✓	✓	✓	✓	✓	✓	✓	✓	✓	✓	✓	✓	✓	✓	✓	
EXP	82-88	SR1001		130	59	✓	✓	✓	✓	✓	✓	✓	✓	✓	✓	✓	✓	✓	✓	✓	✓	✓	
Expedition w/ Factory Rack*	05-17					✓	✓	✓	✓	✓	✓	✓	✓	✓	✓	✓	✓	✓	✓	✓	✓	✓	10b
Expedition w/ Factory Rack*	97-05					✓	✓	✓	✓	✓	✓	✓	✓	✓	✓	✓	✓	✓	✓	✓	✓	✓	10b
Expedition EL w/ Factory Rack*	05-17					✓	✓	✓	✓	✓	✓	✓	✓	✓	✓	✓	✓	✓	✓	✓	✓	✓	10b
Explorer w/ Factory Rack*	16-17					✓	✓	✓	✓	✓	✓	✓	✓	✓	✓	✓	✓	✓	✓	✓	✓	✓	10b
Explorer w/ Factory Rack*	11-15					✓	✓	✓	✓	✓	✓	✓	✓	✓	✓	✓	✓	✓	✓	✓	✓	✓	10b
Explorer w/ Factory Rack*	05-10					✓	✓	✓	✓	✓	✓	✓	✓	✓	✓	✓	✓	✓	✓	✓	✓	✓	10b
Explorer w/ Factory Rack*	02-04					✓	✓	✓	✓	✓	✓	✓	✓	✓	✓	✓	✓	✓	✓	✓	✓	✓	10b
Explorer w/ Factory Rack*	96-01					✓	✓	✓	✓	✓	✓	✓	✓	✓	✓	✓	✓	✓	✓	✓	✓	✓	10b
Explorer w/ Factory Rack*	91-95					✓	✓	✓	✓	✓	✓	✓	✓	✓	✓	✓	✓	✓	✓	✓	✓	✓	10b
Festiva 3DR	88-93	SR1003		130	59																		
Festiva 3DR	88-93	SR1003	✓	130	59	✓	✓	✓	✓	✓	✓	✓	✓	✓	✓	✓	✓	✓	✓	✓	✓	✓	3u, 9o
Fiesta 4DR	11-17	SR1010		90	41	✓	✓	✓	✓	✓	✓	✓	✓	✓	✓	✓	✓	✓	✓	✓	✓	✓	
Fiesta 5DR	11-17	SR1010		90	41	✓	✓	✓	✓	✓	✓	✓	✓	✓	✓	✓	✓	✓	✓	✓	✓	✓	
Fiesta 5DR	78-86	SR1001		130	59	✓	✓	✓	✓	✓	✓	✓	✓	✓	✓	✓	✓	✓	✓	✓	✓	✓	
Five Hundred 4DR	05-07	SR1002		130	59	✓	✓	✓	✓	✓	✓	✓	✓	✓	✓	✓	✓	✓	✓	✓	✓	✓	4i
Flex w/ Factory Rack*	08-17					✓	✓	✓	✓	✓	✓	✓	✓	✓	✓	✓	✓	✓	✓	✓	✓	✓	10b


**Vehicle fit information – Compatibilidades de vehículos – Información de ajuste al vehículo – Informações de ajuste do veículo**

Vehicle / Véhicule / Vehículo / Veículo		Base Rack System / Système de support de toit / Sistema de soporte de techo / Sistema de rack de teto			What accessories fit my Roof Rack System? / Quels accessoires s'adaptent à mon support de toit? / ¿Cuáles accesorios se adaptan a mi soporte de techo? / Quais acessórios são compatíveis com o meu sistema de rack de teto?													 Fits Tips / Conseils d'installation / Consejos de ajuste / Dicas de compatibilidade						
Make, Model and Number of Doors (DR) Marque, modèle et nombre de portes (DR) Marca, modelo y número de puertas (DR) Fabricante, Modelo e Número de Portas (DR)	Year / Année / Año / Ano	Part # / n° de pièce / N° de pieza / Número da peça	SR1116 – Short Roof Adapter / Adaptateur de toit court / Adaptador para techo corto / Adaptador curto para teto	Weight Limit / Limite de poids / Limite del peso / Limite de peso		Bike Carriers / Porte-velos / Portabicietas / Suportes para bicicleta				Roof Bags / Sacs de toit / Bolsos de cargo / Bagageiro tipo mala		Roof Top Basket / Panier de toit / Canasto de cargo / Bagageiro tipo cesto		Roof Boxes / Coffres de toit / Baúles de carga / Bagageiros tipo baú			Skis Carriers / Porte-skis / Suportes para esquís / Suportes para esquis		Kayak Carriers / Porte-kayak / Suportes de kayak / Suportes para caiaque					
				Lbs	Kg	SR4885	SR4883	SR4624	SR4883RP	SR8106	SR8107	SR9035	SR9036	SR7011	SR7016	SR7017	SR7018		SR7095	SR6453	SR6466	SR5514	SR5511	SR5512
<b>FORD</b> (continued - suite - consecuencia - continuo)																								
Focus 3DR	00-07	SR1002	✓	105	48	✓	✓	✓	✓	✓	✓	✓	✓	✓	✓	✓	✓	✓	✓	✓	✓	✓	✓	4i, 9o
Focus 4DR	12-17	SR1010		90	41	✓	✓	✓	✓	✓	✓	✓	✓	✓	✓	✓	✓	✓	✓	✓	✓	✓	✓	
Focus 4DR	08-11	SR1002		105	48	✓	✓	✓	✓	✓	✓	✓	✓	✓	✓	✓	✓	✓	✓	✓	✓	✓	✓	3c, 3h, 4i
Focus 4DR	00-07	SR1002		105	48	✓	✓	✓	✓	✓	✓	✓	✓	✓	✓	✓	✓	✓	✓	✓	✓	✓	✓	
Focus 5DR	12-17	SR1010		90	41	✓	✓	✓	✓	✓	✓	✓	✓	✓	✓	✓	✓	✓	✓	✓	✓	✓	✓	
Focus 5DR	08-11	SR1002		105	48	✓	✓	✓	✓	✓	✓	✓	✓	✓	✓	✓	✓	✓	✓	✓	✓	✓	✓	
Focus 5DR	00-07	SR1002		105	48	✓	✓	✓	✓	✓	✓	✓	✓	✓	✓	✓	✓	✓	✓	✓	✓	✓	✓	3c, 3h, 4i
Focus Wagon w/ Factory Rack*	00-07	SR1098		110	55	✓	✓	✓	✓	✓	✓	✓	✓	✓	✓	✓	✓	✓	✓	✓	✓	✓	✓	10a
Freestar w/ Factory Rack*	04-07	SR1098		110	55	✓	✓	✓	✓	✓	✓	✓	✓	✓	✓	✓	✓	✓	✓	✓	✓	✓	✓	10b
Freestyle w/ Factory Rack*	05-07			110	55	✓	✓	✓	✓	✓	✓	✓	✓	✓	✓	✓	✓	✓	✓	✓	✓	✓	✓	
Fusion 4DR	13-17	SR1010		90	41	✓	✓	✓	✓	✓	✓	✓	✓	✓	✓	✓	✓	✓	✓	✓	✓	✓	✓	
Fusion 4DR	06-12	SR1010		90	41	✓	✓	✓	✓	✓	✓	✓	✓	✓	✓	✓	✓	✓	✓	✓	✓	✓	✓	
LTD Crown Victoria Wagon w/ Factory Rack*	79-91					✓	✓	✓	✓	✓	✓	✓	✓	✓	✓	✓	✓	✓	✓	✓	✓	✓	✓	10a
Mustang 2DR	79-93	SR1003		130	59													✓	✓					
Mustang 2DR	79-93	SR1003	✓	130	59	✓	✓	✓	✓	✓	✓	✓	✓	✓	✓	✓	✓	✓	✓	✓	✓	✓	✓	9o
Mustang 3DR	79-93	SR1003		130	59													✓	✓					
Mustang 3DR	79-93	SR1003	✓	130	59	✓	✓	✓	✓	✓	✓	✓	✓	✓	✓	✓	✓	✓	✓	✓	✓	✓	✓	9o
Probe 3DR	93-98	SR1008	✓	130	59	✓	✓	✓	✓	✓	✓	✓	✓	✓	✓	✓	✓	✓	✓	✓	✓	✓	✓	3x, 9o
Ranger	83-92	SR1001		130	59	✓	✓	✓	✓			✓	✓					✓	✓	✓	✓	✓	✓	
Taurus 4DR	08-09	SR1010		90	41	✓	✓	✓	✓	✓	✓	✓	✓	✓	✓	✓	✓	✓	✓	✓	✓	✓	✓	
Taurus 4DR	96-99	SR1002		130	59	✓	✓	✓	✓	✓	✓	✓	✓	✓	✓	✓	✓	✓	✓	✓	✓	✓	✓	
Taurus Wagon w/ Factory Rack*	90-06					✓	✓	✓	✓	✓	✓	✓	✓	✓	✓	✓	✓	✓	✓	✓	✓	✓	✓	10b
Taurus X w/ Factory Rack*	08-09									✓	✓			✓	✓	✓	✓							10b
Thunderbird	89-97	SR1005		130	59													✓	✓					
Thunderbird	89-97	SR1005	✓	130	59	✓	✓	✓	✓			✓	✓					✓	✓	✓	✓	✓	✓	9o
Taurus X w/ Raised Rails	08-09	SR1098		110	55	✓	✓	✓	✓	✓	✓	✓	✓	✓	✓	✓	✓	✓	✓	✓	✓	✓	✓	
Windstar w/ Raised Rails	98-99	SR1099		110	55	✓	✓	✓	✓	✓	✓	✓	✓	✓	✓	✓	✓	✓	✓	✓	✓	✓	✓	
Windstar w/ Factory Rack*	95-97	SR1099		110	55	✓	✓	✓	✓	✓	✓	✓	✓	✓	✓	✓	✓	✓	✓	✓	✓	✓	✓	10a
ZTW Wagon w/ Factory Rack*	00-07					✓	✓	✓	✓	✓	✓	✓	✓	✓	✓	✓	✓	✓	✓	✓	✓	✓	✓	10a
ZX3 3DR	00-07	SR1002	✓	105	48	✓	✓	✓	✓	✓	✓	✓	✓	✓	✓	✓	✓	✓	✓	✓	✓	✓	✓	4i, 9o
ZX5 5DR	00-07	SR1002		105	48	✓	✓	✓	✓	✓	✓	✓	✓	✓	✓	✓	✓	✓	✓	✓	✓	✓	✓	3c, 3h, 4i
<b>GEO</b>																								
Metro 3DR	95-00	SR1003		130	59													✓	✓					
Metro 3DR	95-00	SR1003	✓	130	59	✓	✓	✓	✓	✓	✓	✓	✓	✓	✓	✓	✓	✓	✓	✓	✓	✓	✓	3u, 9o
Metro 3DR	89-94	SR1004		130	59													✓	✓					
Metro 3DR	89-94	SR1004	✓	130	59	✓	✓	✓	✓	✓	✓	✓	✓	✓	✓	✓	✓	✓	✓	✓	✓	✓	✓	9o
Metro 4DR	89-94	SR1004		130	59	✓	✓	✓	✓	✓	✓	✓	✓	✓	✓	✓	✓	✓	✓	✓	✓	✓	✓	
Metro 4DR	95-00	SR1003		130	59	✓	✓	✓	✓	✓	✓	✓	✓	✓	✓	✓	✓	✓	✓	✓	✓	✓	✓	
Metro 5DR	89-94	SR1004		130	59	✓	✓	✓	✓	✓	✓	✓	✓	✓	✓	✓	✓	✓	✓	✓	✓	✓	✓	
Prizm 4DR	88-92	SR1001		130	59	✓	✓	✓	✓	✓	✓	✓	✓	✓	✓	✓	✓	✓	✓	✓	✓	✓	✓	
Tracker 3DR	89-97	SR1002		130	59	✓	✓	✓	✓	✓	✓	✓	✓	✓	✓	✓	✓	✓	✓	✓	✓	✓	✓	


**Vehicle fit information – Compatibilidades de vehículos – Información de ajuste al vehículo – Informações de ajuste do veículo**

Vehicle / Véhicule / Veículo / Veículo		Base Rack System / Système de support de toit / Sistema de soporte de techo / Sistema de rack de teto				What accessories fit my Roof Rack System? / Quels accessoires s'adaptent à mon support de toit? / ¿Cuáles accesorios se adaptan a mi soporte de techo? / Quais acessórios são compatíveis com o meu sistema de rack de teto?													 Fits Tips / Conseils d'installation / Consejos de ajuste / Dicas de compatibilidade				
Make, Model and Number of Doors (DR) / Marque, modèle et nombre de portes (DR) / Marca, modelo y número de puertas (DR) / Fabricante, Modelo e Número de Portas (DR)	Year / Année / Año / Ano	Part # / n° de pièce / N° de peça / Número da peça	SR1116 – Short Roof Adapter / Adaptateur de toit court / Adaptador para techo corto / Adaptador curto para teto	Weight Limit / Limite de poids / Limite del peso / Limite de peso		Bike Carriers / Porte-vélos / Portabicietas / Soportes para bicicleta				Roof Bags / Sacs de toit / Bolsos de carga / Bagaço tipo mala		Roof Top Basket / Panier de toit / Canasto de carga / Bagaço tipo cesto		Roof Boxes / Coffres de toit / Bauls de carga / Bagaço tipo baú				Skis Carriers / Porte-skis / Soportes para esquís		Kayak Carriers / Porte-kayak / Soportes de kayak / Soportes para caiaque			
				Lbs	Kg	SR4885	SR4883	SR4624	SR4883RP	SR8106	SR8107	SR9035	SR9036	SR7011	SR7016	SR7017	SR7018	SR7095		SR6453	SR6466	SR5514	SR5511
<b>GMC</b>																							
Acadia w/ Factory Rack*	10-17					✓	✓	✓	✓	✓	✓	✓	✓	✓	✓	✓	✓	✓	✓	✓	✓	✓	10b
Acadia w/ Factory Rack*	07-09					✓	✓	✓	✓	✓	✓	✓	✓	✓	✓	✓	✓	✓	✓	✓	✓	✓	10b
Acadia Denali w/ Factory Rack*	11-16					✓	✓	✓	✓	✓	✓	✓	✓	✓	✓	✓	✓	✓	✓	✓	✓	✓	10a
Canyon	04-12	SR1005		105	48	✓	✓	✓	✓	✓	✓	✓	✓	✓	✓	✓	✓	✓	✓	✓	✓	✓	10b
Envoy w/ Factory Rack*	02-09					✓	✓	✓	✓	✓	✓	✓	✓	✓	✓	✓	✓	✓	✓	✓	✓	✓	10b
Envoy w/ Factory Rack*	98-00	SR1099		150	68	✓	✓	✓	✓	✓	✓	✓	✓	✓	✓	✓	✓	✓	✓	✓	✓	✓	10a
Jimmy 3DR	82-94	SR1003		130	59																		
Jimmy 2DR w/ Raised Rails	95-01	SR1098		150	68	✓	✓	✓	✓	✓	✓	✓	✓	✓	✓	✓	✓	✓	✓	✓	✓	✓	10a
Jimmy 5DR	91-94	SR1002		130	59																		
Jimmy 4DR w/ Factory Rack*	95-01	SR1098		150	68	✓	✓	✓	✓	✓	✓	✓	✓	✓	✓	✓	✓	✓	✓	✓	✓	✓	10a
Jimmy 4DR w/ Factory Rack*	91-94					✓	✓	✓	✓	✓	✓	✓	✓	✓	✓	✓	✓	✓	✓	✓	✓	✓	10a
S-15 King Cab	82-93	SR1003	✓	105	48	✓	✓	✓	✓	✓	✓	✓	✓	✓	✓	✓	✓	✓	✓	✓	✓	✓	3h, 9o
Safari w/ Factory Rack*	85-03	SR1099		150	68	✓	✓	✓	✓	✓	✓	✓	✓	✓	✓	✓	✓	✓	✓	✓	✓	✓	10a
Sonoma King Cab	82-93	SR1003	✓	130	59	✓	✓	✓	✓	✓	✓	✓	✓	✓	✓	✓	✓	✓	✓	✓	✓	✓	3h, 9o
Terrain w/ Factory Rack*	10-17					✓	✓	✓	✓	✓	✓	✓	✓	✓	✓	✓	✓	✓	✓	✓	✓	✓	10a
Terrain Denali w/ Factory Rack*	12-17					✓	✓	✓	✓	✓	✓	✓	✓	✓	✓	✓	✓	✓	✓	✓	✓	✓	10a
Tracker 3DR	89-98	SR1002		130	59	✓	✓	✓	✓	✓	✓	✓	✓	✓	✓	✓	✓	✓	✓	✓	✓	✓	
Yukon 2DR w/ Factory Rack*	92-99					✓	✓	✓	✓	✓	✓	✓	✓	✓	✓	✓	✓	✓	✓	✓	✓	✓	10a
Yukon 5DR w/ Factory Rack*	15-17					✓	✓	✓	✓	✓	✓	✓	✓	✓	✓	✓	✓	✓	✓	✓	✓	✓	10b
Yukon 5DR w/ Factory Rack*	07-14					✓	✓	✓	✓	✓	✓	✓	✓	✓	✓	✓	✓	✓	✓	✓	✓	✓	10b
Yukon 5DR w/ Factory Rack*	00-06					✓	✓	✓	✓	✓	✓	✓	✓	✓	✓	✓	✓	✓	✓	✓	✓	✓	10b
Yukon 4DR w/ Raised Rails (Except Denali)	07-14	SR1099		150	68	✓	✓	✓	✓	✓	✓	✓	✓	✓	✓	✓	✓	✓	✓	✓	✓	✓	
Yukon 4DR w/ Raised Rails (Except Denali)	00-06	SR1099		150	68	✓	✓	✓	✓	✓	✓	✓	✓	✓	✓	✓	✓	✓	✓	✓	✓	✓	
Yukon 4DR w/ Factory Rack*	92-99					✓	✓	✓	✓	✓	✓	✓	✓	✓	✓	✓	✓	✓	✓	✓	✓	✓	10a
Yukon XL w/ Factory Rack*	15-17					✓	✓	✓	✓	✓	✓	✓	✓	✓	✓	✓	✓	✓	✓	✓	✓	✓	10b
Yukon XL w/ Factory Rack*	07-14					✓	✓	✓	✓	✓	✓	✓	✓	✓	✓	✓	✓	✓	✓	✓	✓	✓	10b
Yukon XL w/ Factory Rack*	00-06					✓	✓	✓	✓	✓	✓	✓	✓	✓	✓	✓	✓	✓	✓	✓	✓	✓	10b
<b>HONDA</b>																							
Accord 2DR	03-07	SR1002	✓	130	59	✓	✓	✓	✓	✓	✓	✓	✓	✓	✓	✓	✓	✓	✓	✓	✓	✓	4i
Accord 2DR	98-02	SR1002	✓	105	48	✓	✓	✓	✓	✓	✓	✓	✓	✓	✓	✓	✓	✓	✓	✓	✓	✓	3u, 4i, 9o
Accord 2DR	94-98	SR1002		130	59																		
Accord 2DR	94-98	SR1002	✓	130	59	✓	✓	✓	✓	✓	✓	✓	✓	✓	✓	✓	✓	✓	✓	✓	✓	✓	9o
Accord 2DR	90-93	SR1002		130	59																		
Accord 2DR	90-93	SR1002	✓	130	59	✓	✓	✓	✓	✓	✓	✓	✓	✓	✓	✓	✓	✓	✓	✓	✓	✓	9o
Accord 2DR	86-89	SR1004	✓	130	59	✓	✓	✓	✓	✓	✓	✓	✓	✓	✓	✓	✓	✓	✓	✓	✓	✓	9o
Accord 3DR	86-89	SR1004	✓	130	59	✓	✓	✓	✓	✓	✓	✓	✓	✓	✓	✓	✓	✓	✓	✓	✓	✓	9o
Accord 4DR	13-17	SR1010		90	41	✓	✓	✓	✓	✓	✓	✓	✓	✓	✓	✓	✓	✓	✓	✓	✓	✓	
Accord 4DR	08-12	SR1010		90	41																		
Accord 4DR	03-07	SR1002		105	48	✓	✓	✓	✓	✓	✓	✓	✓	✓	✓	✓	✓	✓	✓	✓	✓	✓	4i, 3y
Accord 4DR	98-02	SR1002		105	48	✓	✓	✓	✓	✓	✓	✓	✓	✓	✓	✓	✓	✓	✓	✓	✓	✓	1a, 4i
Accord 4DR	94-97	SR1002		105	48	✓	✓	✓	✓	✓	✓	✓	✓	✓	✓	✓	✓	✓	✓	✓	✓	✓	

**Vehicle fit information – Compatibilidades de vehículos – Información de ajuste al vehículo – Informações de ajuste do veículo**


Vehicle / Véhicule / Vehículo / Veículo		Base Rack System / Système de support de toit / Sistema de soporte de techo / Sistema de rack de teto			What accessories fit my Roof Rack System? / Quels accessoires s'adaptent à mon support de toit? / ¿Cuáles accesorios se adaptan a mi soporte de techo? / Quais acessórios são compatíveis com o meu sistema de rack de teto?													 Fits Tips / Conseils d'installation / Consejos de ajuste / Dicas de compatibilidade						
Make, Model and Number of Doors (DR) Marque, modèle et nombre de portes (DR) Marca, modelo y número de puertas (DR) Fabricante, Modelo e Número de Portas (DR)	Year / Année / Año / Ano	Part # / n° de pièce / Número da peça	SR1116 – Short Roof Adapter / Adaptateur de toit court / Adaptador para techo corto / Adaptador curto para teto	Weight Limit / Limite de poids / Limite de peso		Bike Carriers / Porte-velos / Portabicietas / Suportes para bicicleta				Roof Bags / Sacs de toit / Bolsos de carga / Bagageiro tipo mala		Roof Top Basket / Panier de toit / Canasto de carga / Bagageiro tipo cesto		Roof Boxes / Coffres de toit / Baúles de carga / Bagageiros tipo baú			Skis Carriers / Porte-skis / Suportes para esquis / Suportes para esquis		Kayak Carriers / Porte-kayak / Suportes de kayak / Suportes para caiaque					
				Lbs	Kg	SR4885	SR4883	SR4624	SR4883RP	SR8106	SR8107	SR9035	SR9036	SR7011	SR7016	SR7017	SR7018		SR7095	SR6453	SR6466	SR5514	SR5511	SR5512
Accord 4DR	90-93	SR1002		130	59	✓	✓	✓	✓	✓	✓	✓	✓	✓	✓	✓	✓	✓	✓	✓	✓	✓	✓	
Accord 4DR	86-89	SR1004		130	59	✓	✓	✓	✓	✓	✓	✓	✓	✓	✓	✓	✓	✓	✓	✓	✓	✓	✓	
Accord Wagon	94-97	SR1002		130	59													✓	✓					1b, 3u, 4i
Accord Wagon	91-93	SR1002		130	59	✓	✓	✓	✓	✓	✓	✓	✓	✓	✓	✓	✓	✓	✓	✓	✓	✓	✓	
Accord Wagon w/ Factory Rack*	94-95	SR1098		110	55	✓	✓	✓	✓	✓	✓	✓	✓	✓	✓	✓	✓	✓	✓	✓	✓	✓	✓	10a
Accord Wagon w/ Factory Rack*	91-93	SR1098		110	55	✓	✓	✓	✓	✓	✓	✓	✓	✓	✓	✓	✓	✓	✓	✓	✓	✓	✓	10a
Civic 2DR	96-00	SR1003	✓	90	41	✓	✓	✓	✓	✓	✓	✓	✓	✓	✓	✓	✓	✓	✓	✓	✓	✓	✓	9o
Civic 2DR	92-95	SR1003		130	59													✓	✓					3u, 4i
Civic 2DR	92-95	SR1003	✓	130	59	✓	✓	✓	✓	✓	✓	✓	✓	✓	✓	✓	✓	✓	✓	✓	✓	✓	✓	3u, 4, 9o
Civic 3DR	96-00	SR1003		130	59													✓	✓					
Civic 3DR	96-00	SR1003	✓	130	59	✓	✓	✓	✓	✓	✓	✓	✓	✓	✓	✓	✓	✓	✓	✓	✓	✓	✓	3u, 9o
Civic 3DR	92-95	SR1003		130	59													✓	✓					3x, 4i
Civic 3DR	92-95	SR1003	✓	130	59	✓	✓	✓	✓	✓	✓	✓	✓	✓	✓	✓	✓	✓	✓	✓	✓	✓	✓	9o
Civic 4DR	13-15	SR1010		90	41	✓	✓	✓	✓	✓	✓	✓	✓	✓	✓	✓	✓	✓	✓	✓	✓	✓	✓	
Civic 4DR	06-12	SR1002		90	41	✓	✓	✓	✓	✓	✓	✓	✓	✓	✓	✓	✓	✓	✓	✓	✓	✓	✓	
Civic 4DR	96-00	SR1010		105	48													✓	✓					
Civic 4DR	92-95	SR1002		130	59													✓	✓					1b
Civic Wagon w/ Factory Rack*	88-91	SR1098		150	68	✓	✓	✓	✓	✓	✓	✓	✓	✓	✓	✓	✓	✓	✓	✓	✓	✓	✓	10a
Crossroad w/ Factory Rack*	93-98	SR1099		150	68	✓	✓	✓	✓	✓	✓	✓	✓	✓	✓	✓	✓	✓	✓	✓	✓	✓	✓	10a
Crosstour	10-15	SR1002		90	41	✓	✓	✓	✓	✓	✓	✓	✓	✓	✓	✓	✓	✓	✓	✓	✓	✓	✓	
CRV	97-01	SR1003		130	59	✓	✓	✓	✓	✓	✓	✓	✓	✓	✓	✓	✓	✓	✓	✓	✓	✓	✓	
CRV w/ Factory Rack*	12-17					✓			✓	✓				✓	✓	✓	✓	✓						10b
CRV w/ Factory Rack*	07-11					✓			✓	✓				✓	✓	✓	✓	✓						10b
CRV w/ Factory Rack*	02-06					✓			✓	✓				✓	✓	✓	✓	✓						10b
CRV w/ Factory Rack*	99-01	SR1098		75	34	✓	✓	✓	✓	✓	✓	✓	✓	✓	✓	✓	✓	✓	✓	✓	✓	✓	✓	10a
CRV w/ Factory Rack*	97-98	SR1098		75	34	✓	✓	✓	✓	✓	✓	✓	✓	✓	✓	✓	✓	✓	✓	✓	✓	✓	✓	10a
CRX 3DR	84-87	SR1008	✓	130	59	✓	✓	✓	✓		✓	✓					✓	✓	✓	✓	✓	✓	✓	9o
Element w/ Factory Rack*	03-11					✓	✓	✓	✓	✓	✓	✓	✓	✓	✓	✓	✓	✓	✓	✓	✓	✓	✓	10b
Fit 5DR	09-14	SR1002		90	41	✓	✓	✓	✓	✓	✓	✓	✓	✓	✓	✓	✓	✓	✓	✓	✓	✓	✓	
Fit 5DR	07-08	SR1002		105	48	✓	✓	✓	✓	✓	✓	✓	✓	✓	✓	✓	✓	✓	✓	✓	✓	✓	✓	
Fit Sport 5DR	09-14	SR1002		90	41	✓	✓	✓	✓	✓	✓	✓	✓	✓	✓	✓	✓	✓	✓	✓	✓	✓	✓	
Fit Sport 5DR	07-08	SR1002		105	48	✓	✓	✓	✓	✓	✓	✓	✓	✓	✓	✓	✓	✓	✓	✓	✓	✓	✓	
HR-V w/ Factory Rack*	16-17					✓	✓	✓	✓	✓	✓	✓	✓	✓	✓	✓	✓	✓	✓	✓	✓	✓	✓	
Insight 5DR	10-14	SR1002		90	41	✓	✓	✓	✓	✓	✓	✓	✓	✓	✓	✓	✓	✓	✓	✓	✓	✓	✓	
Odyssey	95-98	SR1003		130	59	✓	✓	✓	✓	✓	✓	✓	✓	✓	✓	✓	✓	✓	✓	✓	✓	✓	✓	
Odyssey w/ Factory Rack*	11-16	SR1099		150	68	✓	✓	✓	✓	✓	✓	✓	✓	✓	✓	✓	✓	✓	✓	✓	✓	✓	✓	
Odyssey w/ Factory Rack*	05-10	SR1099		150	68	✓	✓	✓	✓	✓	✓	✓	✓	✓	✓	✓	✓	✓	✓	✓	✓	✓	✓	10a
Odyssey w/ Factory Rack*	01-04	SR1098		110	55	✓	✓	✓	✓	✓	✓	✓	✓	✓	✓	✓	✓	✓	✓	✓	✓	✓	✓	
Odyssey w/ Factory Rack*	95-00	SR1098		110	55	✓	✓	✓	✓	✓	✓	✓	✓	✓	✓	✓	✓	✓	✓	✓	✓	✓	✓	
Passport	90-97	SR1004		130	59	✓	✓	✓	✓	✓	✓	✓	✓	✓	✓	✓	✓	✓	✓	✓	✓	✓	✓	1b
Passport w/ Factory Rack*	98-00	SR1098		150	68	✓	✓	✓	✓	✓	✓	✓	✓	✓	✓	✓	✓	✓	✓	✓	✓	✓	✓	10a
Pilot w/ Factory Rack*	16-17					✓	✓	✓	✓	✓	✓	✓	✓	✓	✓	✓	✓	✓	✓	✓	✓	✓	✓	10a
Pilot w/ Factory Rack*	09-15	SR1099		150	68	✓	✓	✓	✓	✓	✓	✓	✓	✓	✓	✓	✓	✓	✓	✓	✓	✓	✓	10a

**Vehicle fit information – Compatibilidades de vehículos – Información de ajuste al vehículo – Informações de ajuste do veículo**


Vehicle / Véhicule / Veículo / Veículo		Base Rack System / Système de support de toit / Sistema de soporte de techo / Sistema de rack de teto		What accessories fit my Roof Rack System? Quels accessoires s'adaptent à mon support de toit ? ¿Cuáles accesorios se adaptan a mi soporte de techo? Quais acessórios são compatíveis com o meu sistema de rack de teto?													 Fits Tips / Conseils d'installation / Consejos de ajuste / Dicas de compatibilidade						
Make, Model and Number of Doors (DR) Marque, modèle et nombre de portes (DR) Marca, modelo y número de puertas (DR) Fabricante, Modelo e Número de Portas (DR)	Year / Année / Año / Ano	Part # / n° de pièce / N° de peça	SR1116 – Short Roof Adapter / Adaptateur de toit court / Adaptador para techo corto / Adaptador curto para teto	Weight Limit / Limite de poids / Limite de peso / Limite de peso		Bike Carriers / Porte-vélos / Portabicietas / Suportes para bicicleta				Roof Bags / Sacs de toit / Boisos de cargo / Bagaço tipo mala		Roof Top Basket / Panier de toit / Canasto de cargo / Bagaço tipo cesto		Roof Boxes / Coffres de toit / Baulés de carga / Bagaço tipo baú				Skis Carriers / Porte-skis / Suportes para esquis / Suportes para esquis		Kayak Carriers / Porte-kayak / Suportes de kayak / Suportes para caiaque			
				Lbs	Kg	SR4885	SR4883	SR4624	SR4883RP	SR8106	SR8107	SR9035	SR9036	SR7011	SR7016	SR7017		SR7018	SR7095	SR6453	SR6466	SR5514	SR5511
<b>HONDA</b> (continued - suite - consecuencia - contínuo)																							
Pilot w/ Factory Rack*	02-08	SR1099		150	68	✓	✓	✓	✓	✓	✓	✓	✓	✓	✓	✓	✓	✓	✓	✓	✓	✓	10a
Prelude 2DR	88-91	SR1005	✓	105	48	✓	✓	✓	✓														9o
Ridgeline w/ Factory Rack*	06-14					✓	✓	✓	✓	✓	✓	✓	✓	✓	✓	✓	✓	✓	✓	✓	✓	✓	10b
Ridgeline Sport w/ Factory Rack*	12-14					✓	✓	✓	✓	✓	✓	✓	✓	✓	✓	✓	✓	✓	✓	✓	✓	✓	10b
<b>HUMMER</b>																							
H3 w/ Factory Rack*	05-10					✓	✓	✓	✓	✓	✓	✓	✓	✓	✓	✓	✓	✓	✓	✓	✓	✓	10b
H3T w/ Factory Rack*	09-10					✓	✓	✓	✓	✓	✓	✓	✓	✓	✓	✓	✓	✓	✓	✓	✓	✓	10b
<b>HYUNDAI</b>																							
Accent 3DR	00-06	SR1003	✓	90	41	✓	✓	✓	✓	✓	✓	✓	✓	✓	✓	✓	✓	✓	✓	✓	✓	✓	9o
Accent 3DR	95-99	SR1003	✓	90	41	✓	✓	✓	✓	✓	✓	✓	✓	✓	✓	✓	✓	✓	✓	✓	✓	✓	3u, 9o
Accent 4DR	12-17	SR1010		105	48	✓	✓	✓	✓	✓	✓	✓	✓	✓	✓	✓	✓	✓	✓	✓	✓	✓	4i
Accent 4DR	06-11	SR1002		105	48	✓	✓	✓	✓	✓	✓	✓	✓	✓	✓	✓	✓	✓	✓	✓	✓	✓	4i
Accent 4DR	00-05	SR1003		105	48	✓	✓	✓	✓	✓	✓	✓	✓	✓	✓	✓	✓	✓	✓	✓	✓	✓	4i
Accent 4DR	95-99	SR1003		105	48	✓	✓	✓	✓	✓	✓	✓	✓	✓	✓	✓	✓	✓	✓	✓	✓	✓	
Elantra 4DR	11-16	SR1010		105	48	✓	✓	✓	✓	✓	✓	✓	✓	✓	✓	✓	✓	✓	✓	✓	✓	✓	
Elantra 4DR	07-10	SR1002		105	48	✓	✓	✓	✓	✓	✓	✓	✓	✓	✓	✓	✓	✓	✓	✓	✓	✓	
Elantra 4DR	01-06	SR1002	✓	90	41	✓	✓	✓	✓	✓	✓	✓	✓	✓	✓	✓	✓	✓	✓	✓	✓	✓	4i, 9o
Elantra 4DR	96-00	SR1005		90	41	✓	✓	✓	✓	✓	✓	✓	✓	✓	✓	✓	✓	✓	✓	✓	✓	✓	
Elantra 4DR	92-95	SR1004		105	48	✓	✓	✓	✓	✓	✓	✓	✓	✓	✓	✓	✓	✓	✓	✓	✓	✓	
Elantra Touring Wagon	09-12	SR1002		105	48	✓	✓	✓	✓	✓	✓	✓	✓	✓	✓	✓	✓	✓	✓	✓	✓	✓	
Elantra Touring Wagon w/ Factory Rack*	09-12	SR1098		150	68	✓	✓	✓	✓	✓	✓	✓	✓	✓	✓	✓	✓	✓	✓	✓	✓	✓	10a
Elantra Wagon w/ Factory Rack*	96-01					✓	✓	✓	✓	✓	✓	✓	✓	✓	✓	✓	✓	✓	✓	✓	✓	✓	10a
Entourage w/ Factory Rack*	07-10	SR1098		150	68	✓	✓	✓	✓	✓	✓	✓	✓	✓	✓	✓	✓	✓	✓	✓	✓	✓	10a
Excel 3DR	86-89	SR1004	✓	105	48	✓	✓	✓	✓	✓	✓	✓	✓	✓	✓	✓	✓	✓	✓	✓	✓	✓	9o
Excel 4DR	90-94	SR1004		105	48	✓	✓	✓	✓	✓	✓	✓	✓	✓	✓	✓	✓	✓	✓	✓	✓	✓	1b, 3u
Excel 4DR	86-89	SR1005		105	48	✓	✓	✓	✓	✓	✓	✓	✓	✓	✓	✓	✓	✓	✓	✓	✓	✓	
Excel 5DR	86-89	SR1004		130	59	✓	✓	✓	✓	✓	✓	✓	✓	✓	✓	✓	✓	✓	✓	✓	✓	✓	
Genesis 4DR	09-14	SR1010		90	41	✓	✓	✓	✓	✓	✓	✓	✓	✓	✓	✓	✓	✓	✓	✓	✓	✓	
Pony 5DR	77-87	SR1001		105	48	✓	✓	✓	✓	✓	✓	✓	✓	✓	✓	✓	✓	✓	✓	✓	✓	✓	
Santa Fe w/ Factory Rack*	13-17					✓	✓	✓	✓	✓	✓	✓	✓	✓	✓	✓	✓	✓	✓	✓	✓	✓	10b
Santa Fe w/ Factory Rack*	07-12					✓	✓	✓	✓	✓	✓	✓	✓	✓	✓	✓	✓	✓	✓	✓	✓	✓	10b
Santa Fe w/ Factory Rack*	01-06					✓	✓	✓	✓	✓	✓	✓	✓	✓	✓	✓	✓	✓	✓	✓	✓	✓	1a, 10a
Santa Fe Sport w/ Factory Rack*	13-17					✓	✓	✓	✓	✓	✓	✓	✓	✓	✓	✓	✓	✓	✓	✓	✓	✓	10b
Sonata 4DR	11-14	SR1002		105	48	✓	✓	✓	✓	✓	✓	✓	✓	✓	✓	✓	✓	✓	✓	✓	✓	✓	
Sonata 4DR	06-10	SR1002		105	48	✓	✓	✓	✓	✓	✓	✓	✓	✓	✓	✓	✓	✓	✓	✓	✓	✓	3b, 5f
Sonata 4DR	94-98	SR1003		105	48	✓	✓	✓	✓	✓	✓	✓	✓	✓	✓	✓	✓	✓	✓	✓	✓	✓	
Sonata 4DR	89-93	SR1004		105	48	✓	✓	✓	✓	✓	✓	✓	✓	✓	✓	✓	✓	✓	✓	✓	✓	✓	
Stellar 4DR	78-88	SR1001		130	59	✓	✓	✓	✓	✓	✓	✓	✓	✓	✓	✓	✓	✓	✓	✓	✓	✓	
Tucson w/ Factory Rack*	16-17					✓	✓	✓	✓	✓	✓	✓	✓	✓	✓	✓	✓	✓	✓	✓	✓	✓	10a
Tucson w/ Factory Rack*	10-15	SR1098		150	68	✓	✓	✓	✓	✓	✓	✓	✓	✓	✓	✓	✓	✓	✓	✓	✓	✓	10a
Tucson w/ Factory Rack*	05-09	SR1098		130	59	✓	✓	✓	✓	✓	✓	✓	✓	✓	✓	✓	✓	✓	✓	✓	✓	✓	10a
Veracruz w/ Raised Rails	07-12	SR1098		150	68	✓	✓	✓	✓	✓	✓	✓	✓	✓	✓	✓	✓	✓	✓	✓	✓	✓	




**Vehicle fit information – Compatibilidades de vehículos – Información de ajuste al vehículo – Informações de ajuste do veículo**

Vehicle / Véhicule / Vehículo / Veículo		Base Rack System / Système de support de toit / Sistema de soporte de techo / Sistema de rack de teto			What accessories fit my Roof Rack System? / Quels accessoires s'adaptent à mon support de toit? / ¿Cuáles accesorios se adaptan a mi soporte de techo? / Quais acessórios são compatíveis com o meu sistema de rack de teto?													 Fits Tips / Conseils d'installation / Consejos de ajuste / Dicas de compatibilidade								
Make, Model and Number of Doors (DR) Marque, modèle et nombre de portes (DR) Marca, modelo y número de puertas (DR) Fabricante, Modelo e Número de Portas (DR)	Year / Année / Año / Ano	Part # / n° de pièce / N° de pieza / Número da peça	SR1116 – Short Roof Adapter / Adaptateur de toit court / Adaptador para techo corto / Adaptador curto para teto	Weight Limit / Limite de poids / Limite del peso / Limite de peso		SR4885	SR4883	SR4624	SR4883RP	SR8106	SR8107	SR9035	SR9036	SR7011	SR7016	SR7017	SR7018		SR7095	SR6453	SR6466	SR5514	SR5511	SR5512	SR5513	
				Lbs	Kg																					
<b>INFINITI</b>																										
EX35 w/ Factory Rack*	08-13	SR1098		130	59	✓	✓	✓	✓	✓	✓	✓	✓	✓	✓	✓	✓	✓	✓	✓	✓	✓	✓	✓	✓	10a
EX37 w/ Factory Rack*	13	SR1098		130	59	✓	✓	✓	✓	✓	✓	✓	✓	✓	✓	✓	✓	✓	✓	✓	✓	✓	✓	✓	✓	10a
FX35 w/ Factory Rack*	03-13	SR1098		150	68	✓	✓	✓	✓	✓	✓	✓	✓	✓	✓	✓	✓	✓	✓	✓	✓	✓	✓	✓	✓	10a
FX37 w/ Factory Rack*	13	SR1098		150	68	✓	✓	✓	✓	✓	✓	✓	✓	✓	✓	✓	✓	✓	✓	✓	✓	✓	✓	✓	✓	10a
FX45 w/ Factory Rack*	03-08	SR1098		150	68	✓	✓	✓	✓	✓	✓	✓	✓	✓	✓	✓	✓	✓	✓	✓	✓	✓	✓	✓	✓	10a
FX50 w/ Factory Rack*	09-13	SR1098		150	68	✓	✓	✓	✓	✓	✓	✓	✓	✓	✓	✓	✓	✓	✓	✓	✓	✓	✓	✓	✓	10a
G20 4DR	99-01	SR1005		130	59	✓	✓	✓	✓	✓	✓	✓	✓	✓	✓	✓	✓	✓	✓	✓	✓	✓	✓	✓	✓	
G20 4DR	91-96	SR1004		130	59	✓	✓	✓	✓	✓	✓	✓	✓	✓	✓	✓	✓	✓	✓	✓	✓	✓	✓	✓	✓	
I30 4DR	96-99	SR1005		130	59	✓	✓	✓	✓	✓	✓	✓	✓	✓	✓	✓	✓	✓	✓	✓	✓	✓	✓	✓	✓	
J30 4DR	92-97	SR1003		130	59	✓	✓	✓	✓	✓	✓	✓	✓	✓	✓	✓	✓	✓	✓	✓	✓	✓	✓	✓	✓	3c, 9b
JX w/ Factory Rack*	12-13					✓	✓	✓	✓	✓	✓	✓	✓	✓	✓	✓	✓	✓	✓	✓	✓	✓	✓	✓	✓	10b
Q45 4DR	94-96	SR1002		130	59	✓	✓	✓	✓	✓	✓	✓	✓	✓	✓	✓	✓	✓	✓	✓	✓	✓	✓	✓	✓	
Q45 4DR	91-93	SR1002		130	59	✓	✓	✓	✓	✓	✓	✓	✓	✓	✓	✓	✓	✓	✓	✓	✓	✓	✓	✓	✓	
QX4	97-03	SR1003		130	59	✓	✓	✓	✓	✓	✓	✓	✓	✓	✓	✓	✓	✓	✓	✓	✓	✓	✓	✓	✓	3c
QX50 w/ Factory Rack*	14-17					✓	✓	✓	✓	✓	✓	✓	✓	✓	✓	✓	✓	✓	✓	✓	✓	✓	✓	✓	✓	10a
QX56 w/ Factory Rack*	08-10	SR1099		150	68	✓	✓	✓	✓	✓	✓	✓	✓	✓	✓	✓	✓	✓	✓	✓	✓	✓	✓	✓	✓	
QX56 w/ Factory Rack*	11-13					✓	✓	✓	✓	✓	✓	✓	✓	✓	✓	✓	✓	✓	✓	✓	✓	✓	✓	✓	✓	10b
QX60 w/ Factory Rack*	14-17					✓	✓	✓	✓	✓	✓	✓	✓	✓	✓	✓	✓	✓	✓	✓	✓	✓	✓	✓	✓	10b
QX70 w/ Factory Rack*	14-17	SR1098		150	68	✓	✓	✓	✓	✓	✓	✓	✓	✓	✓	✓	✓	✓	✓	✓	✓	✓	✓	✓	✓	10a
QX80 w/ Factory Rack*	14-17					✓	✓	✓	✓	✓	✓	✓	✓	✓	✓	✓	✓	✓	✓	✓	✓	✓	✓	✓	✓	10b
<b>ISUZU</b>																										
Ascender w/ Factory Rack*	03-10					✓	✓	✓	✓	✓	✓	✓	✓	✓	✓	✓	✓	✓	✓	✓	✓	✓	✓	✓	✓	10b
Hombre	96-97	SR1004		130	59	✓	✓	✓	✓	✓	✓	✓	✓	✓	✓	✓	✓	✓	✓	✓	✓	✓	✓	✓	✓	
Oasis 5DR	96-98	SR1003		90	41	✓	✓	✓	✓	✓	✓	✓	✓	✓	✓	✓	✓	✓	✓	✓	✓	✓	✓	✓	✓	
Pickup	81-95	SR1004		130	59	✓	✓	✓	✓	✓	✓	✓	✓	✓	✓	✓	✓	✓	✓	✓	✓	✓	✓	✓	✓	
Rodeo 5DR	90-97	SR1004		130	59	✓	✓	✓	✓	✓	✓	✓	✓	✓	✓	✓	✓	✓	✓	✓	✓	✓	✓	✓	✓	1b
Rodeo 5DR w/ Factory Rack*	98-03	SR1098		110	55	✓	✓	✓	✓	✓	✓	✓	✓	✓	✓	✓	✓	✓	✓	✓	✓	✓	✓	✓	✓	10a
Stylus 4DR	92-95	SR1004		130	59													✓	✓	✓	✓	✓	✓	✓	✓	4i
Trooper	92-02	SR1002		130	59	✓	✓	✓	✓	✓	✓	✓	✓	✓	✓	✓	✓	✓	✓	✓	✓	✓	✓	✓	✓	
Trooper	81-91	SR1001		130	59	✓	✓	✓	✓	✓	✓	✓	✓	✓	✓	✓	✓	✓	✓	✓	✓	✓	✓	✓	✓	
<b>JAGUAR</b>																										
Daimler 4DR	88-98	SR1001		130	59	✓	✓	✓	✓	✓	✓	✓	✓	✓	✓	✓	✓	✓	✓	✓	✓	✓	✓	✓	✓	
Executif 4DR	88-98	SR1001		130	59	✓	✓	✓	✓	✓	✓	✓	✓	✓	✓	✓	✓	✓	✓	✓	✓	✓	✓	✓	✓	
Sovereign 4DR	88-98	SR1001		130	59	✓	✓	✓	✓	✓	✓	✓	✓	✓	✓	✓	✓	✓	✓	✓	✓	✓	✓	✓	✓	
Vanden Plas 4DR	88-01	SR1001		130	59	✓	✓	✓	✓	✓	✓	✓	✓	✓	✓	✓	✓	✓	✓	✓	✓	✓	✓	✓	✓	
VDP Vanden Plas	82-92	SR1001		130	59	✓	✓	✓	✓	✓	✓	✓	✓	✓	✓	✓	✓	✓	✓	✓	✓	✓	✓	✓	✓	
XJ6 4DR	88-98	SR1001		130	59	✓	✓	✓	✓	✓	✓	✓	✓	✓	✓	✓	✓	✓	✓	✓	✓	✓	✓	✓	✓	
XJ8 4DR	97-11	SR1001		130	59	✓	✓	✓	✓	✓	✓	✓	✓	✓	✓	✓	✓	✓	✓	✓	✓	✓	✓	✓	✓	
XJ12 4DR	88-98	SR1001		130	59	✓	✓	✓	✓	✓	✓	✓	✓	✓	✓	✓	✓	✓	✓	✓	✓	✓	✓	✓	✓	
XJR 4DR	95-01	SR1001		130	59	✓	✓	✓	✓	✓	✓	✓	✓	✓	✓	✓	✓	✓	✓	✓	✓	✓	✓	✓	✓	
XJS 2DR	75-96	SR1001		130	59	✓	✓	✓	✓	✓	✓	✓	✓	✓	✓	✓	✓	✓	✓	✓	✓	✓	✓	✓	✓	
<b>JEEP</b>																										
Cherokee	83-01	SR1001		130	59	✓	✓	✓	✓	✓	✓	✓	✓	✓	✓	✓	✓	✓	✓	✓	✓	✓	✓	✓	✓	10a

**Vehicle fit information – Compatibilidades de vehículos – Información de ajuste al vehículo – Informações de ajuste do veículo**


Vehicle / Véhicule / Veículo / Veículo		Base Rack System / Système de support de toit / Sistema de soporte de techo / Sistema de rack de teto		What accessories fit my Roof Rack System? Quels accessoires s'adaptent à mon support de toit ? ¿Cuáles accesorios se adaptan a mi soporte de techo? Quais acessórios são compatíveis com o meu sistema de rack de teto?												 Fits Tips / Conseils d'installation / Conselhos de ajuste / Dicas de compatibilidade							
Make, Model and Number of Doors (DR) Marque, modèle et nombre de portes (DR) Marca, modelo y número de puertas (DR) Fabricante, Modelo e Número de Portas (DR)	Year / Année / Año / Ano	Part # / n° de peça / Número da peça	SR1116 – Short Roof Adapter / Adaptateur de toit court / Adaptador para techo corto / Adaptador curto para teto	Weight Limit / Limite de poids / Limite de peso / Limite de peso		Bike Carriers / Porte-vélos / Portabicicletas / Suportes para bicicleta				Roof Bags / Sacs de toit / Bolsos de carga / Bagaço tipo mala		Roof Top Basket / Panier de toit / Canasto de carga / Bagaço tipo cesto		Roof Boxes / Coffres de toit / Baulés de carga / Bagaço tipo baú				Skis Carriers / Porte-skis / Suportes para esquis / Suportes para esquis		Kayak Carriers / Porte-kayak / Suportes de kayak / Suportes para caiaque			
				Lbs	Kg	SR4885	SR4883	SR4624	SR4883RP	SR8106	SR8107	SR9035	SR9036	SR7011	SR7016		SR7017	SR7018	SR7095	SR6453	SR6466	SR5514	SR5511
<b>JEEP</b> (continued - suite - consecuencia - contínuo)																							
Cherokee w/ Factory Rack*	14-17					✓	✓	✓	✓	✓	✓	✓	✓	✓	✓	✓	✓	✓	✓	✓	✓	✓	10b
Cherokee w/ Factory Rack*	83-01	SR1001		130	59	✓	✓	✓	✓	✓	✓	✓	✓	✓	✓	✓	✓	✓	✓	✓	✓	✓	10a
CJ-7	79-95	SR1001		130	59	✓	✓	✓	✓	✓	✓	✓	✓	✓	✓	✓	✓	✓	✓	✓	✓	✓	10a
Comanche	85-94	SR1001		130	59	✓	✓	✓	✓	✓	✓	✓	✓	✓	✓	✓	✓	✓	✓	✓	✓	✓	10a
Commander w/ Standard Factory Rack	06-10					✓	✓	✓	✓	✓	✓	✓	✓	✓	✓	✓	✓	✓	✓	✓	✓	✓	10b
Compass w/ Factory Rack*	12-14					✓	✓	✓	✓	✓	✓	✓	✓	✓	✓	✓	✓	✓	✓	✓	✓	✓	10b
Compass w/ Factory Rack*	07-11					✓	✓	✓	✓	✓	✓	✓	✓	✓	✓	✓	✓	✓	✓	✓	✓	✓	10b
Grand Cherokee w/ Factory Rack*	11-17					✓	✓	✓	✓	✓	✓	✓	✓	✓	✓	✓	✓	✓	✓	✓	✓	✓	10b
Grand Cherokee w/ Factory Rack*	05-10	SR1099		150	68	✓	✓	✓	✓	✓	✓	✓	✓	✓	✓	✓	✓	✓	✓	✓	✓	✓	10a
Grand Cherokee w/ Factory Rack*	99-04	SR1098		150	68	✓	✓	✓	✓	✓	✓	✓	✓	✓	✓	✓	✓	✓	✓	✓	✓	✓	10a
Grand Cherokee w/ Factory Rack*	93-98					✓	✓	✓	✓	✓	✓	✓	✓	✓	✓	✓	✓	✓	✓	✓	✓	✓	10a
Grand Wagoneer	84-92	SR1001		130	59	✓	✓	✓	✓	✓	✓	✓	✓	✓	✓	✓	✓	✓	✓	✓	✓	✓	10a
Liberty w/ Factory Rack*	02-12	SR1099		150	68	✓	✓	✓	✓	✓	✓	✓	✓	✓	✓	✓	✓	✓	✓	✓	✓	✓	10a
Patriot w/ Factory Rack*	07-17					✓	✓	✓	✓	✓	✓	✓	✓	✓	✓	✓	✓	✓	✓	✓	✓	✓	10b
Renegade w/ Factory Rack*	15-17					✓	✓	✓	✓	✓	✓	✓	✓	✓	✓	✓	✓	✓	✓	✓	✓	✓	10b
Wagoneer 3DR	83-92	SR1001		130	59	✓	✓	✓	✓	✓	✓	✓	✓	✓	✓	✓	✓	✓	✓	✓	✓	✓	10a
Wagoneer 5DR	83-92	SR1001		130	59	✓	✓	✓	✓	✓	✓	✓	✓	✓	✓	✓	✓	✓	✓	✓	✓	✓	10a
Wrangler (Hard Top)	96-06	SR1001		130	59	✓	✓	✓	✓	✓	✓	✓	✓	✓	✓	✓	✓	✓	✓	✓	✓	✓	
Wrangler Unlimited (Hard Top)	96-06	SR1001		130	59	✓	✓	✓	✓	✓	✓	✓	✓	✓	✓	✓	✓	✓	✓	✓	✓	✓	
<b>KIA</b>																							
Borrego w/ Factory Rack*	09-12	SR1099		150	68	✓	✓	✓	✓	✓	✓	✓	✓	✓	✓	✓	✓	✓	✓	✓	✓	✓	10a
Carens w/ Factory Rack*	09-12					✓	✓	✓	✓	✓	✓	✓	✓	✓	✓	✓	✓	✓	✓	✓	✓	✓	10b
Rio 4DR	01-05	SR1002	✓	130	59	✓	✓	✓	✓	✓	✓	✓	✓	✓	✓	✓	✓	✓	✓	✓	✓	✓	3x, 9o
Rio RX-V 5DR w/ Factory Rack*	02-05					✓	✓	✓	✓	✓	✓	✓	✓	✓	✓	✓	✓	✓	✓	✓	✓	✓	10a
Rondo w/ Factory Rack*	09-13	SR1098		100	50	✓	✓	✓	✓	✓	✓	✓	✓	✓	✓	✓	✓	✓	✓	✓	✓	✓	10a
Sedona w/ Factory Rack*	14-17					✓	✓	✓	✓	✓	✓	✓	✓	✓	✓	✓	✓	✓	✓	✓	✓	✓	
Sedona w/ Factory Rack*	11-13	SR1098		150	68	✓	✓	✓	✓	✓	✓	✓	✓	✓	✓	✓	✓	✓	✓	✓	✓	✓	
Sedona w/ Factory Rack*	06-10	SR1098		150	68	✓	✓	✓	✓	✓	✓	✓	✓	✓	✓	✓	✓	✓	✓	✓	✓	✓	
Sedona w/ Factory Rack*	02-05	SR1098		110	55	✓	✓	✓	✓	✓	✓	✓	✓	✓	✓	✓	✓	✓	✓	✓	✓	✓	10a
Sephia 4DR	00-01	SR1002		130	59	✓	✓	✓	✓	✓	✓	✓	✓	✓	✓	✓	✓	✓	✓	✓	✓	✓	3x, 4i
Sephia 4DR	94-97	SR1002		105	48	✓	✓	✓	✓	✓	✓	✓	✓	✓	✓	✓	✓	✓	✓	✓	✓	✓	
Spectra 4DR	02-05	SR1002		130	59	✓	✓	✓	✓	✓	✓	✓	✓	✓	✓	✓	✓	✓	✓	✓	✓	✓	
Spectra 5DR	02-03	SR1002		130	59	✓	✓	✓	✓	✓	✓	✓	✓	✓	✓	✓	✓	✓	✓	✓	✓	✓	
Sorento w/ Factory Rack*	16-17					✓	✓	✓	✓	✓	✓	✓	✓	✓	✓	✓	✓	✓	✓	✓	✓	✓	10a
Sorento w/ Factory Rack*	11-15	SR1098		110	55	✓	✓	✓	✓	✓	✓	✓	✓	✓	✓	✓	✓	✓	✓	✓	✓	✓	10a
Sorento w/ Factory Rack*	03-09	SR1098		110	55	✓	✓	✓	✓	✓	✓	✓	✓	✓	✓	✓	✓	✓	✓	✓	✓	✓	10a
Sportage w/ Factory Rack*	10	SR1098		100	50	✓	✓	✓	✓	✓	✓	✓	✓	✓	✓	✓	✓	✓	✓	✓	✓	✓	10a
Sportage w/ Factory Rack*	05-09	SR1098		100	50	✓	✓	✓	✓	✓	✓	✓	✓	✓	✓	✓	✓	✓	✓	✓	✓	✓	10a
<b>LADA</b>																							
Niva 3DR	76-99	SR1001		130	59	✓	✓	✓	✓	✓	✓	✓	✓	✓	✓	✓	✓	✓	✓	✓	✓	✓	
Niva 3DR w/ Factory Rack*	76-99					✓	✓	✓	✓	✓	✓	✓	✓	✓	✓	✓	✓	✓	✓	✓	✓	✓	10a
Sagona 4DR	91-99	SR1001		130	59	✓	✓	✓	✓	✓	✓	✓	✓	✓	✓	✓	✓	✓	✓	✓	✓	✓	
Samara 3DR	84-99	SR1001		130	59	✓	✓	✓	✓	✓	✓	✓	✓	✓	✓	✓	✓	✓	✓	✓	✓	✓	

**Vehicle fit information – Compatibilidades de vehículos – Información de ajuste al vehículo – Informações de ajuste do veículo**


Vehicle / Véhicule / Vehículo / Veículo		Base Rack System / Système de support de toit / Sistema de soporte de techo / Sistema de rack de teto			What accessories fit my Roof Rack System? / Quels accessoires s'adaptent à mon support de toit? / ¿Cuáles accesorios se adaptan a mi soporte de techo? / Quais acessórios são compatíveis com o meu sistema de rack de teto?													 Fits Tips / Conseils d'installation / Consejos de ajuste / Dicas de compatibilidade					
Make, Model and Number of Doors (DR) / Marque, modèle et nombre de portes (DR) / Marca, modelo y número de puertas (DR) / Fabricante, Modelo e Número de Portas (DR)	Year / Année / Año / Ano	Part # / n° de pièce / N° de pieza / Número da peça	SR1116 – Short Roof Adapter / Adaptateur de toit court / Adaptador para techo corto / Adaptador curto para teto	Weight Limit / Limite de poids / Limite de peso / Limite de peso		Bike Carriers / Porte-vélos / Portabicietas / Soportes para bicicleta				Roof Bags / Sacs de toit / Bolsos de carga / Bagaço tipo mala		Roof Top Basket / Panier de toit / Canasto de carga / Bagaço tipo cesto		Roof Boxes / Coffres de toit / Baúes de carga / Bagaço tipo baú			Skis Carriers / Porte-skis / Soportes para esquís / Soportes para esquis		Kayak Carriers / Porte-kayak / Soportes para kayak / Soportes para caiaque				
				Lbs	Kg	SR4885	SR4883	SR4624	SR4883RP	SR8106	SR8107	SR9035	SR9036	SR7011	SR7016	SR7017	SR7018		SR7095	SR6453	SR6466	SR5514	SR5511
<b>LADA</b> (continued - suite - consecuencia - contínuo)																							
Samara 5DR	84-99	SR1001		130	59	✓	✓	✓	✓	✓	✓	✓	✓	✓	✓	✓	✓	✓	✓	✓	✓	✓	
Signet 4DR	60-94	SR1001		130	59	✓	✓	✓	✓	✓	✓	✓	✓	✓	✓	✓	✓	✓	✓	✓	✓	✓	
<b>LAND ROVER</b>																							
Discovery w/ Factory Rack*	94-03	SR1098		150	68	✓	✓	✓	✓	✓	✓	✓	✓	✓	✓	✓	✓	✓	✓	✓	✓	✓	10a
Evoque 3DR w/ Factory Rack*	12-17	SR1099		150	68	✓	✓	✓	✓	✓	✓	✓	✓	✓	✓	✓	✓	✓	✓	✓	✓	✓	10b
Evoque 5DR w/ Factory Rack*	12-17	SR1099		150	68	✓	✓	✓	✓	✓	✓	✓	✓	✓	✓	✓	✓	✓	✓	✓	✓	✓	10b
Freelander w/ Factory Rack	02-05	SR1098		150	68	✓	✓	✓	✓	✓	✓	✓	✓	✓	✓	✓	✓	✓	✓	✓	✓	✓	10b
LR2 w/ Factory Rack*	07-14	SR1098		150	68	✓	✓	✓	✓	✓	✓	✓	✓	✓	✓	✓	✓	✓	✓	✓	✓	✓	10b
LR3 w/ Factory Rack*	05-09					✓		✓		✓	✓			✓	✓								10b
LR4 w/ Factory Rack*	10-16					✓				✓	✓			✓	✓								10b
Range Rover w/ Factory Rack*	03-12					✓				✓	✓			✓	✓								10b
Range Rover w/ Factory Rack*	98-02	SR1099		150	68	✓	✓	✓	✓	✓	✓	✓	✓	✓	✓	✓	✓	✓	✓	✓	✓	✓	10b
Range Rover Sport w/ Factory Rack*	03-12					✓				✓	✓			✓	✓								10b
Range Rover Sport w/ Factory Rack*	98-02					✓				✓	✓			✓	✓								10b
<b>LEXUS</b>																							
ES 300 4DR	92-96	SR1008		130	59													✓	✓				1b
GS 300 4DR	93-97	SR1005		130	59	✓	✓	✓	✓	✓	✓	✓	✓	✓	✓	✓	✓	✓	✓	✓	✓	✓	
GX 460 w/ Factory Rack*	09-16					✓	✓	✓	✓	✓	✓	✓	✓	✓	✓	✓	✓	✓	✓	✓	✓	✓	10b
GX 470 w/ Factory Rack*	03-09	SR1098		150	68	✓	✓	✓	✓	✓	✓	✓	✓	✓	✓	✓	✓	✓	✓	✓	✓	✓	10a
IS300 2DR	01-03	SR1002		130	59	✓	✓	✓	✓	✓	✓	✓	✓	✓	✓	✓	✓	✓	✓	✓	✓	✓	4i
LS 400 4DR	90-94	SR1005		130	59	✓	✓	✓	✓	✓	✓	✓	✓	✓	✓	✓	✓	✓	✓	✓	✓	✓	
LX 450 5DR	96-98	SR1001		90	41	✓	✓	✓	✓	✓	✓	✓	✓	✓	✓	✓	✓	✓	✓	✓	✓	✓	
LX 450 w/ Factory Rack*	96-98					✓				✓	✓			✓	✓								10b
LX 470 w/ Factory Rack*	99-07					✓				✓	✓			✓	✓								10b
LX 570 w/ Factory Rack*	08-17					✓				✓	✓			✓	✓								10b
RX 330 w/ Factory Rack*	04-07	SR1098		150	68	✓	✓	✓	✓	✓	✓	✓	✓	✓	✓	✓	✓	✓	✓	✓	✓	✓	10a
RX 350 w/ Factory Rack*	04-07	SR1098		150	68	✓	✓	✓	✓	✓	✓	✓	✓	✓	✓	✓	✓	✓	✓	✓	✓	✓	10a
RX 400h w/ Factory Rack*	04-07	SR1098		150	68	✓	✓	✓	✓	✓	✓	✓	✓	✓	✓	✓	✓	✓	✓	✓	✓	✓	10a
SC 300 2DR	92-99	SR1005		130	59													✓	✓				
SC 300 2DR	92-99	SR1005	✓	130	59	✓	✓	✓	✓	✓	✓	✓	✓	✓	✓	✓	✓	✓	✓	✓	✓	✓	9o
SC 400 2DR	92-99	SR1005		130	59													✓	✓				
SC 400 2DR	92-99	SR1005	✓	130	59	✓	✓	✓	✓	✓	✓	✓	✓	✓	✓	✓	✓	✓	✓	✓	✓	✓	9o
<b>LINCOLN</b>																							
Aviator w/ Factory Rack*	03-05	SR1098		110	55	✓	✓	✓	✓	✓	✓	✓	✓	✓	✓	✓	✓	✓	✓	✓	✓	✓	10a
Mark VIII 2DR	93-98	SR1005		130	59													✓	✓				
Mark VIII 2DR	93-98	SR1005	✓	130	59	✓	✓	✓	✓	✓	✓	✓	✓	✓	✓	✓	✓	✓	✓	✓	✓	✓	4i, 9o
MKX	11-15	SR1010		90	41	✓	✓	✓	✓	✓	✓	✓	✓	✓	✓	✓	✓	✓	✓	✓	✓	✓	4i
MKX	07-10	SR1010		90	41	✓	✓	✓	✓	✓	✓	✓	✓	✓	✓	✓	✓	✓	✓	✓	✓	✓	4i
MKX w/ Factory Rack*	16-17					✓				✓	✓			✓	✓								10a
MKX w/ Factory Rack*	11-15	SR1098		110	55	✓	✓	✓	✓	✓	✓	✓	✓	✓	✓	✓	✓	✓	✓	✓	✓	✓	10a
MKX w/ Factory Rack*	07-10	SR1098		110	55	✓	✓	✓	✓	✓	✓	✓	✓	✓	✓	✓	✓	✓	✓	✓	✓	✓	10a
MKZ 4DR	06-12	SR1010		90	41	✓	✓	✓	✓	✓	✓	✓	✓	✓	✓	✓	✓	✓	✓	✓	✓	✓	
Navigator w/ Factory Rack*	98-17					✓				✓	✓			✓	✓								10a

\*Vehicle with Factory Rack \*Véhicule avec supports d'origine \*Vehículo con portaequipajes de fábrica \* Veículo com Rack de Fábrica

**Vehicle fit information – Compatibilidades de vehículos – Información de ajuste al vehículo – Informações de ajuste do veículo**


Vehicle / Véhicule / Veículo / Veículo		Base Rack System / Système de support de toit / Sistema de soporte de techo / Sistema de rack de teto		What accessories fit my Roof Rack System? Quels accessoires s'adaptent à mon support de toit ? ¿Cuáles accesorios se adaptan a mi soporte de techo? Quais acessórios são compatíveis com o meu sistema de rack de teto?													 Fits Tips / Conseils d'installation / Dicas de compatibilidade					
Make, Model and Number of Doors (DR) Marque, modèle et nombre de portes (DR) Marca, modelo y número de puertas (DR) Fabricante, Modelo e Número de Portas (DR)	Year / Année / Año / Ano	Part # / n° de pièce / N° de pieza / Número de peça	SR1116 – Short Roof Adapter / Adaptateur de toit court / Adaptador para techo corto / Adaptador curto para teto	Weight Limit / Limite de poids / Limite del peso / Limite de peso		Bike Carriers / Porte-velos / Portabicicletas / Suportes para bicicleta				Roof Bags / Sacs de toit / Bolsos de carga / Bagaço tipo mala		Roof Top Basket / Panier de toit / Canasto de carga / Bagaço tipo cesto		Roof Boxes / Coffres de toit / Baulés de carga / Bagaço tipo baú				Skis Carriers / Porte-skis / Suportes para esquis / Suportes para esquis		Kayak Carriers / Porte-kayak / Suportes de kayak / Suportes para caiaque		
				Lbs	Kg	SR4885	SR4883	SR4624	SR4883RP	SR8106	SR8107	SR9035	SR9036	SR7011	SR7016	SR7017		SR7018	SR7095	SR6453	SR6466	SR5514
<b>MAZDA</b>																						
2 5DR	11-15	SR1010		130	59	✓	✓	✓	✓	✓	✓	✓	✓	✓	✓	✓	✓	✓	✓	✓	✓	✓
3 4DR	10-13	SR1010		130	59	✓	✓	✓	✓	✓	✓	✓	✓	✓	✓	✓	✓	✓	✓	✓	✓	✓
3 4DR	04-09	SR1010		90	41	✓	✓	✓	✓	✓	✓	✓	✓	✓	✓	✓	✓	✓	✓	✓	✓	✓
3 5DR	10-13	SR1010		130	59	✓	✓	✓	✓	✓	✓	✓	✓	✓	✓	✓	✓	✓	✓	✓	✓	✓
3 5DR	04-09	SR1010		105	48	✓	✓	✓	✓	✓	✓	✓	✓	✓	✓	✓	✓	✓	✓	✓	✓	✓
323 3DR	95-97	SR1002		130	59	✓	✓	✓	✓	✓	✓	✓	✓	✓	✓	✓	✓	✓	✓	✓	✓	✓
323 3DR	90-95	SR1002		130	59	✓	✓	✓	✓	✓	✓	✓	✓	✓	✓	✓	✓	✓	✓	✓	✓	✓
323 3DR	86-89	SR1003		130	59	✓	✓	✓	✓	✓	✓	✓	✓	✓	✓	✓	✓	✓	✓	✓	✓	✓
323 4DR	86-89	SR1001		130	59	✓	✓	✓	✓	✓	✓	✓	✓	✓	✓	✓	✓	✓	✓	✓	✓	✓
323 5DR	86-89	SR1003		130	59	✓	✓	✓	✓	✓	✓	✓	✓	✓	✓	✓	✓	✓	✓	✓	✓	✓
323 Wagon	86-89	SR1001		130	59	✓	✓	✓	✓	✓	✓	✓	✓	✓	✓	✓	✓	✓	✓	✓	✓	✓
6 4DR	09-13	SR1010		105	48	✓	✓	✓	✓	✓	✓	✓	✓	✓	✓	✓	✓	✓	✓	✓	✓	✓
6 4DR	04-08	SR1010		105	48											✓	✓	✓	✓	✓	✓	✓
6 5DR	04-08	SR1010		105	48											✓	✓	✓	✓	✓	✓	✓
6 Wagon	04-08	SR1010		90	41	✓	✓	✓	✓	✓	✓	✓	✓	✓	✓	✓	✓	✓	✓	✓	✓	✓
6 Wagon w/ Factory Rack*	04-08	SR1098		150	68	✓	✓	✓	✓	✓	✓	✓	✓	✓	✓	✓	✓	✓	✓	✓	✓	✓
626 4DR	93-97	SR1002		130	59	✓	✓	✓	✓	✓	✓	✓	✓	✓	✓	✓	✓	✓	✓	✓	✓	✓
626 4DR	88-92	SR1002		130	59	✓	✓	✓	✓	✓	✓	✓	✓	✓	✓	✓	✓	✓	✓	✓	✓	✓
626 4DR	76-89	SR1001		130	59	✓	✓	✓	✓	✓	✓	✓	✓	✓	✓	✓	✓	✓	✓	✓	✓	✓
626 5DR	88-92	SR1002		130	59	✓	✓	✓	✓	✓	✓	✓	✓	✓	✓	✓	✓	✓	✓	✓	✓	✓
626 Cronos 4DR	93-97	SR1002		130	59	✓	✓	✓	✓	✓	✓	✓	✓	✓	✓	✓	✓	✓	✓	✓	✓	✓
929 4DR	92-94	SR1008		130	59											✓	✓	✓	✓	✓	✓	✓
929 4DR	88-91	SR1004		130	59	✓	✓	✓	✓	✓	✓	✓	✓	✓	✓	✓	✓	✓	✓	✓	✓	✓
929 Serenia 4DR	92-94	SR1008		130	59											✓	✓	✓	✓	✓	✓	✓
B2200	85-93	SR1001		130	59	✓	✓	✓	✓	✓	✓	✓	✓	✓	✓	✓	✓	✓	✓	✓	✓	✓
B2200 Cab Plus	85-93	SR1001		130	59	✓	✓	✓	✓	✓	✓	✓	✓	✓	✓	✓	✓	✓	✓	✓	✓	✓
B2600	85-93	SR1001		130	59	✓	✓	✓	✓	✓	✓	✓	✓	✓	✓	✓	✓	✓	✓	✓	✓	✓
B2600 Cab Plus	85-93	SR1001		130	59	✓	✓	✓	✓	✓	✓	✓	✓	✓	✓	✓	✓	✓	✓	✓	✓	✓
CX-5 w/ Factory Rack*	13-17	SR1098		150	68	✓	✓	✓	✓	✓	✓	✓	✓	✓	✓	✓	✓	✓	✓	✓	✓	✓
CX-9 w/ Factory Rack*	07-15	SR1099		150	68	✓	✓	✓	✓	✓	✓	✓	✓	✓	✓	✓	✓	✓	✓	✓	✓	✓
GLC 3DR	86-89	SR1003		130	59	✓	✓	✓	✓	✓	✓	✓	✓	✓	✓	✓	✓	✓	✓	✓	✓	✓
Miata Hard Top	90-98	SR1008		130	59											✓	✓	✓	✓	✓	✓	✓
Millenia 4DR	95-02	SR1002		90	41											✓	✓	✓	✓	✓	✓	✓
MX-3 Precidia 3DR	92-96	SR1003		90	41											✓	✓	✓	✓	✓	✓	✓
MX-6 2DR	88-92	SR1008	✓	130	59	✓	✓	✓	✓	✓	✓	✓	✓	✓	✓	✓	✓	✓	✓	✓	✓	✓
MX-6 Mystere 2DR	93-97	SR1008		130	59											✓	✓	✓	✓	✓	✓	✓
MX-6 Mystere 2DR	93-97	SR1008	✓	130	59	✓	✓	✓	✓	✓	✓	✓	✓	✓	✓	✓	✓	✓	✓	✓	✓	✓
Pickup	79-93	SR1001		130	59	✓	✓	✓	✓	✓	✓	✓	✓	✓	✓	✓	✓	✓	✓	✓	✓	✓
Protégé 4DR	99-03	SR1002		130	59	✓	✓	✓	✓	✓	✓	✓	✓	✓	✓	✓	✓	✓	✓	✓	✓	✓
Protégé 4DR	95-98	SR1002		130	59	✓	✓	✓	✓	✓	✓	✓	✓	✓	✓	✓	✓	✓	✓	✓	✓	✓
Protégé5 5DR	02-03	SR1002		90	41	✓	✓	✓	✓	✓	✓	✓	✓	✓	✓	✓	✓	✓	✓	✓	✓	✓
Protégé5 5DR w/ Factory Rack*	02-03															✓	✓	✓	✓	✓	✓	✓
Tribute w/ Factory Rack*	08-11	SR1098		150	68	✓	✓	✓	✓	✓	✓	✓	✓	✓	✓	✓	✓	✓	✓	✓	✓	✓

**Vehicle fit information – Compatibilidades de vehículos – Información de ajuste al vehículo – Informações de ajuste do veículo**

Vehicle / Véhicule / Vehículo / Veículo		Base Rack System / Système de support de toit / Sistema de soporte de techo / Sistema de rack de teto		What accessories fit my Roof Rack System? / Quels accessoires s'adaptent à mon support de toit? / ¿Cuáles accesorios se adaptan a mi soporte de techo? / Quais acessórios são compatíveis com o meu sistema de rack de teto?														 Fits Tips / Conseils d'installation / Consejos de ajuste / Dicas de compatibilidade				
Make, Model and Number of Doors (DR) Marque, modèle et nombre de portes (DR) Marca, modelo y número de puertas (DR) Fabricante, Modelo e Número de Portas (DR)	Year / Année / Año / Ano	Part # / n° de pieza / Número da peça	SR1116 – Short Roof Adapter / Adaptateur de toit court / Adaptador para techo corto / Adaptador curto para teto	Weight Limit / Limite de poids / Limite del peso / Limite de peso		Bike Carriers / Porte-velos / Portabicietas / Suportes para bicicleta				Roof Bags / Sacs de toit / Bolsos de cargo / Bagaço tipo mala		Roof Top Basket / Panier de toit / Canasto de carga / Bagaço tipo cesto		Roof Boxes / Coffres de toit / Baúes de carga / Bagaço tipo baú					Skis Carriers / Porte-skis / Suportes para esquis		Kayak Carriers / Porte-kayak / Suportes para caiaque	
				Lbs	Kg	SR4885	SR4883	SR4624	SR4883RP	SR8106	SR8107	SR9035	SR9036	SR7011	SR7016	SR7017	SR7018		SR7095	SR6453	SR6466	SR5514
<b>MAZDA (continued - suite - consecuencia - continuo)</b>																						
Tribute w/ Factory Rack*	01-07	SR1098		150	68	✓	✓	✓	✓	✓	✓	✓	✓	✓	✓	✓	✓	✓	✓	✓	✓	✓
<b>MERCEDES-BENZ</b>																						
300 Series Wagon w/ Raised Rails	86-97	SR1098		150	68	✓	✓	✓	✓	✓	✓	✓	✓	✓	✓	✓	✓	✓	✓	✓	✓	✓
450 Series	79-89	SR1001		130	59	✓	✓	✓	✓									✓	✓	✓	✓	✓
C Class 4DR	01-03	SR1002	✓	130	59	✓	✓	✓	✓	✓	✓	✓	✓	✓	✓	✓	✓	✓	✓	✓	✓	✓
C Class 4DR	94-00	SR1002		130	59	✓	✓	✓	✓	✓	✓	✓	✓	✓	✓	✓	✓	✓	✓	✓	✓	✓
C Class Wagon w/ Factory Rack*	01-12	SR1098		150	68	✓	✓	✓	✓	✓	✓	✓	✓	✓	✓	✓	✓	✓	✓	✓	✓	✓
E Class 4DR	96-02	SR1002		130	59	✓	✓	✓	✓	✓	✓	✓	✓	✓	✓	✓	✓	✓	✓	✓	✓	✓
E Class 4DR	85-95	SR1002		130	59	✓	✓	✓	✓	✓	✓	✓	✓	✓	✓	✓	✓	✓	✓	✓	✓	✓
E Class Wagon	94-96	SR1002		130	59	✓	✓	✓	✓	✓	✓	✓	✓	✓	✓	✓	✓	✓	✓	✓	✓	✓
E Class Wagon w/ Factory Rack*	11-16	SR1098		150	68	✓	✓	✓	✓	✓	✓	✓	✓	✓	✓	✓	✓	✓	✓	✓	✓	✓
E Class Wagon w/ Factory Rack*	04-10	SR1098		150	68	✓	✓	✓	✓	✓	✓	✓	✓	✓	✓	✓	✓	✓	✓	✓	✓	✓
E Class Wagon w/ Factory Rack*	98-03	SR1098		150	68	✓	✓	✓	✓	✓	✓	✓	✓	✓	✓	✓	✓	✓	✓	✓	✓	✓
E Class Wagon w/ Factory Rack*	94-96	SR1098		150	68	✓	✓	✓	✓	✓	✓	✓	✓	✓	✓	✓	✓	✓	✓	✓	✓	✓
GL Class w/ Factory Rack*	06-16	SR1098		150	68	✓	✓	✓	✓	✓	✓	✓	✓	✓	✓	✓	✓	✓	✓	✓	✓	✓
GLE Class w/ Factory Rack*	16-17	SR1099		150	68	✓	✓	✓	✓	✓	✓	✓	✓	✓	✓	✓	✓	✓	✓	✓	✓	✓
GLK Class w/ Factory Rack*	09-15	SR1098		150	68	✓	✓	✓	✓	✓	✓	✓	✓	✓	✓	✓	✓	✓	✓	✓	✓	✓
M Class w/ Factory Rack*	12-15	SR1098		150	68	✓	✓	✓	✓	✓	✓	✓	✓	✓	✓	✓	✓	✓	✓	✓	✓	✓
M Class w/ Factory Rack*	06-11	SR1098		150	68	✓	✓	✓	✓	✓	✓	✓	✓	✓	✓	✓	✓	✓	✓	✓	✓	✓
M Class w/ Factory Rack*	98-05	SR1099		150	68	✓	✓	✓	✓	✓	✓	✓	✓	✓	✓	✓	✓	✓	✓	✓	✓	✓
S Class 4DR	92-98	SR1002		130	59	✓	✓	✓	✓	✓	✓	✓	✓	✓	✓	✓	✓	✓	✓	✓	✓	✓
<b>MERCURY</b>																						
Cougar 2DR	98-02	SR1008	✓	130	59	✓	✓	✓	✓	✓	✓	✓	✓	✓	✓	✓	✓	✓	✓	✓	✓	✓
Cougar 2DR	89-97	SR1005		130	59													✓	✓			
Cougar 2DR	89-97	SR1005	✓	130	59	✓	✓	✓	✓	✓	✓	✓	✓	✓	✓	✓	✓	✓	✓	✓	✓	✓
Grand Marquis Wagon w/ Factory Rack*	79-91					✓	✓	✓	✓	✓	✓	✓	✓	✓	✓	✓	✓	✓	✓	✓	✓	✓
Lynx 3DR	81-90	SR1001		130	59	✓	✓	✓	✓									✓	✓	✓	✓	✓
Lynx 5DR	81-90	SR1001		130	59	✓	✓	✓	✓									✓	✓	✓	✓	✓
Lynx Wagon	81-90	SR1001		130	59	✓	✓	✓	✓									✓	✓	✓	✓	✓
Mariner w/ Factory Rack*	05-10	SR1098		130	59	✓	✓	✓	✓	✓	✓	✓	✓	✓	✓	✓	✓	✓	✓	✓	✓	✓
Monterey w/ Factory Rack*	04-07					✓		✓	✓	✓	✓											
Mountaineer w/ Factory Rack*	05-10					✓		✓	✓	✓	✓											
Mountaineer w/ Factory Rack*	02-04	SR1098		150	68	✓	✓	✓	✓	✓	✓	✓	✓	✓	✓	✓	✓	✓	✓	✓	✓	✓
Milan 4DR	06-10	SR1010		90	41	✓	✓	✓	✓	✓	✓	✓	✓	✓	✓	✓	✓	✓	✓	✓	✓	✓
Sable 4DR	08-09	SR1010		90	41	✓	✓	✓	✓	✓	✓	✓	✓	✓	✓	✓	✓	✓	✓	✓	✓	✓
Sable 4DR	00-05	SR1002		130	59	✓	✓	✓	✓	✓	✓	✓	✓	✓	✓	✓	✓	✓	✓	✓	✓	✓
Sable 4DR	96-99	SR1002		130	59	✓	✓	✓	✓	✓	✓	✓	✓	✓	✓	✓	✓	✓	✓	✓	✓	✓
Sable Wagon w/ Factory Rack*	90-05									✓	✓							✓	✓	✓	✓	✓
Tracer 3DR	91-96	SR1003		130	59	✓	✓	✓	✓	✓	✓	✓	✓	✓	✓	✓	✓	✓	✓	✓	✓	✓
Tracer 3DR	86-89	SR1003		130	59	✓	✓	✓	✓	✓	✓	✓	✓	✓	✓	✓	✓	✓	✓	✓	✓	✓
Tracer 4DR	97-99	SR1003		130	59	✓	✓	✓	✓	✓	✓	✓	✓	✓	✓	✓	✓	✓	✓	✓	✓	✓
Tracer 4DR	91-96	SR1003		130	59	✓	✓	✓	✓	✓	✓	✓	✓	✓	✓	✓	✓	✓	✓	✓	✓	✓

\*Vehicle with Factory Rack \*Véhicule avec supports d'origine \*Vehículo con portaequipajes de fábrica \* Veículo com Rack de Fábrica

**Vehicle fit information – Compatibilidades de vehículos – Información de ajuste al vehículo – Informações de ajuste do veículo**

Vehicle / Véhicule / Veículo / Veículo		Base Rack System / Système de support de toit / Sistema de soporte de techo / Sistema de rack de teto		What accessories fit my Roof Rack System? Quels accessoires s'adaptent à mon support de toit ? ¿Cuáles accesorios se adaptan a mi soporte de techo? Quais acessórios são compatíveis com o meu sistema de rack de teto?												 Fits Tips / Conseils d'installation / Consejos de ajuste / Dicas de compatibilidade						
Make, Model and Number of Doors (DR) Marque, modèle et nombre de portes (DR) Marca, modelo y número de puertas (DR) Fabricante, Modelo e Número de Portas (DR)	Year / Année / Año / Ano	Part # / n° de pièce / N° de pieza / Número da peça	SR1116 – Short Roof Adapter / Adaptateur de toit court / Adaptador para techo corto / Adaptador curto para teto	Weight Limit / Limite de poids / Limite del peso / Limite de peso		Bike Carriers / Porte-velos / Portabicietas / Soportes para bicicleta				Roof Bags / Sacs de toit / Bolsos de carga / Bagaço tipo mala		Roof Top Basket / Panier de toit / Canasto de carga / Bagaço tipo cesto		Roof Boxes / Coffres de toit / Baulés de carga / Bagaço tipo baú			Skis Carriers / Porte-skis / Soportes para esquís / Soportes para esquis		Kayak Carriers / Porte-kayak / Soportes de kayak / Soportes para caiaque			
				Lbs	Kg	SR4885	SR4883	SR4624	SR4883RP	SR8106	SR8107	SR9035	SR9036	SR7011	SR7016		SR7017	SR7018	SR7095	SR6453	SR6466	SR5514

**MERCURY** (continued - suite - consecuencia - contínuo)

Tracer 4DR	86-89	SR1003		130	59	✓	✓	✓	✓	✓	✓	✓	✓	✓	✓	✓	✓	✓	✓	✓	✓	✓	
Tracer 5DR	91-96	SR1003		130	59	✓	✓	✓	✓	✓	✓	✓	✓	✓	✓	✓	✓	✓	✓	✓	✓	✓	
Tracer 5DR	86-89	SR1003		130	59	✓	✓	✓	✓	✓	✓	✓	✓	✓	✓	✓	✓	✓	✓	✓	✓	✓	
Tracer Wagon	97-99	SR1002		130	59	✓	✓	✓	✓	✓	✓	✓	✓	✓	✓	✓	✓	✓	✓	✓	✓	✓	3y, 4i, 10a
Tracer Wagon	91-96	SR1002		130	59	✓	✓	✓	✓	✓	✓	✓	✓	✓	✓	✓	✓	✓	✓	✓	✓	✓	3u, 4i, 10a
Villager w/ Factory Rack*	93-02					✓	✓	✓	✓	✓	✓	✓	✓	✓	✓	✓	✓	✓	✓	✓	✓	✓	10b


**MINI**

Cooper w/ Factory Rack*	03-13								✓	✓			✓	✓	✓	✓							10b
Clubman w/ Factory Rack*	08-15					✓		✓	✓				✓	✓	✓	✓							10b

**MITSUBISHI**


3000 GT	91-97	SR1008	✓	130	59	✓	✓	✓	✓	✓	✓	✓	✓	✓	✓	✓	✓	✓	✓	✓	✓	✓	✓	9o
Colt 2DR	93-96	SR1003		130	59												✓	✓	✓	✓	✓	✓		
Colt 2DR	93-96	SR1003	✓	130	59	✓	✓	✓	✓	✓	✓	✓	✓	✓	✓	✓	✓	✓	✓	✓	✓	✓	✓	9o
Colt 3DR	79-88	SR1005		130	59												✓	✓	✓	✓	✓	✓		
Colt 3DR	89-92	SR1004		130	59												✓	✓	✓	✓	✓	✓		
Colt 3DR	89-92	SR1004	✓	130	59	✓	✓	✓	✓	✓	✓	✓	✓	✓	✓	✓	✓	✓	✓	✓	✓	✓	✓	9o
Colt 3DR	79-88	SR1005	✓	130	59	✓	✓	✓	✓	✓	✓	✓	✓	✓	✓	✓	✓	✓	✓	✓	✓	✓	✓	9o
Colt 4DR	93-96	SR1003		130	59												✓	✓	✓	✓	✓	✓		
Colt 4DR	79-88	SR1005		130	59	✓	✓	✓	✓	✓	✓	✓	✓	✓	✓	✓	✓	✓	✓	✓	✓	✓	✓	1b
Colt Minivan w/ Factory Rack*	84-91					✓	✓	✓	✓	✓	✓	✓	✓	✓	✓	✓	✓	✓	✓	✓	✓	✓	✓	10a
Eclipse	90-94	SR1002		125	57												✓	✓	✓	✓	✓	✓		1b
Endeavor w/ Factory Rack*	04-11					✓		✓	✓				✓	✓	✓	✓								10b
Expo	92-96	SR1001		130	59	✓	✓	✓	✓			✓	✓	✓	✓	✓	✓	✓	✓	✓	✓	✓	✓	
Expo w/ Factory Rack*	92-96	SR1098		110	55	✓	✓	✓	✓	✓	✓	✓	✓	✓	✓	✓	✓	✓	✓	✓	✓	✓	✓	10a
Galant 4DR	02-03	SR1002	✓	105	48	✓	✓	✓	✓	✓	✓	✓	✓	✓	✓	✓	✓	✓	✓	✓	✓	✓	✓	
Galant 4DR	98-99	SR1002		105	48	✓	✓	✓	✓	✓	✓	✓	✓	✓	✓	✓	✓	✓	✓	✓	✓	✓	✓	4i
Galant 4DR	94-97	SR1002		105	48	✓	✓	✓	✓	✓	✓	✓	✓	✓	✓	✓	✓	✓	✓	✓	✓	✓	✓	4i
Galant 4DR	88-93	SR1002		130	59	✓	✓	✓	✓	✓	✓	✓	✓	✓	✓	✓	✓	✓	✓	✓	✓	✓	✓	4i
Lancer 4DR	03-07	SR1002		105	48	✓	✓	✓	✓	✓	✓	✓	✓	✓	✓	✓	✓	✓	✓	✓	✓	✓	✓	3y, 4i
Lancer 4DR	02-03	SR1002		130	59	✓	✓	✓	✓	✓	✓	✓	✓	✓	✓	✓	✓	✓	✓	✓	✓	✓	✓	
Lancer Sportback w/ Factory Rack*	04	SR1099		130	59	✓	✓	✓	✓	✓	✓	✓	✓	✓	✓	✓	✓	✓	✓	✓	✓	✓	✓	10b
Mirage 2DR	97-99	SR1002	✓	130	59	✓	✓	✓	✓	✓	✓	✓	✓	✓	✓	✓	✓	✓	✓	✓	✓	✓	✓	4i
Mirage 2DR	93-96	SR1003		105	48												✓	✓	✓	✓	✓	✓		
Mirage 2DR	93-96	SR1003	✓	105	48	✓	✓	✓	✓	✓	✓	✓	✓	✓	✓	✓	✓	✓	✓	✓	✓	✓	✓	9o
Mirage 3DR	89-92	SR1004		130	59												✓	✓	✓	✓	✓	✓		
Mirage 3DR	79-88	SR1005		130	59												✓	✓	✓	✓	✓	✓		
Mirage 3DR	79-88	SR1005	✓	130	59	✓	✓	✓	✓	✓	✓	✓	✓	✓	✓	✓	✓	✓	✓	✓	✓	✓	✓	9o
Mirage 4DR	97-99	SR1002		130	59	✓	✓	✓	✓	✓	✓	✓	✓	✓	✓	✓	✓	✓	✓	✓	✓	✓	✓	4i
Mirage 4DR	93-96	SR1003		130	59												✓	✓	✓	✓	✓	✓		
Mirage 4DR	89-92	SR1004	✓	130	59	✓	✓	✓	✓	✓	✓	✓	✓	✓	✓	✓	✓	✓	✓	✓	✓	✓	✓	9o
Mirage 4DR	79-88	SR1005		130	59	✓	✓	✓	✓	✓	✓	✓	✓	✓	✓	✓	✓	✓	✓	✓	✓	✓	✓	1b
Montero	83-90	SR1001		90	41	✓	✓	✓	✓	✓	✓	✓	✓	✓	✓	✓	✓	✓	✓	✓	✓	✓	✓	
Montero Sport w/ Factory Rack*	01-06	SR1099		150	68	✓	✓	✓	✓	✓	✓	✓	✓	✓	✓	✓	✓	✓	✓	✓	✓	✓	✓	10b

**Vehicle fit information – Compatibilidades de vehículos – Información de ajuste al vehículo – Informações de ajuste do veículo**

Vehicle / Véhicule / Vehículo / Veículo		Base Rack System / Système de support de toit / Sistema de soporte de techo / Sistema de rack de teto			What accessories fit my Roof Rack System? / Quels accessoires s'adaptent à mon support de toit? / ¿Cuáles accesorios se adaptan a mi soporte de techo? / Quais acessórios são compatíveis com o meu sistema de rack de teto?													 Fits Tips / Conseils d'installation / Dicas de compatibilidade
Make, Model and Number of Doors (DR) / Marque, modèle et nombre de portes (DR) / Marca, modelo y número de puertas (DR) / Fabricante, Modelo e Número de Portas (DR)	Year / Année / Año / Ano	Part # / n° de pièce / Número da peça	SR1116 – Short Roof Adapter / Adaptateur de toit court / Adaptador para techo corto / Adaptador curto para teto	Weight Limit / Limite de poids / Limite de peso		SR4885 SR4883 SR4624 SR4883RP	SR8106 SR8107	SR9035 SR9036	SR7011 SR7016 SR7017 SR7018 SR7095	SR6453 SR6466	SR5514 SR5511 SR5512 SR5513	SR5514 SR5511 SR5512 SR5513	SR5514 SR5511 SR5512 SR5513	SR5514 SR5511 SR5512 SR5513				
				Lbs	Kg													
<b>MITSUBISHI</b> (continued - suite - consecuencia - contínuo)																		
Montero Sport w/ Factory Rack*	89-00	SR1098		110	55	✓	✓	✓	✓	✓	✓	✓	✓	✓	10b			
Outlander w/ Factory Rack*	14-17					✓	✓	✓	✓	✓	✓	✓	✓	✓	10a			
Outlander w/ Factory Rack*	11-13	SR1098		150	68	✓	✓	✓	✓	✓	✓	✓	✓	✓	10a			
Outlander w/ Factory Rack*	07-10	SR1098		150	68	✓	✓	✓	✓	✓	✓	✓	✓	✓	10a			
Pickup	83-96	SR1001		130	59	✓	✓	✓	✓	✓	✓	✓	✓	✓				
Space Runner	92-99	SR1001		130	59	✓	✓	✓	✓	✓	✓	✓	✓	✓				
Space Runner w/ Factory Rack*	92-99					✓	✓	✓	✓	✓	✓	✓	✓	✓	10a			
Space Wagon	92-97	SR1001		130	59	✓	✓	✓	✓	✓	✓	✓	✓	✓				
Space Wagon w/ Factory Rack*	92-97					✓	✓	✓	✓	✓	✓	✓	✓	✓	10a			
<b>NISSAN</b>																		
200 SX 2DR	95-98	SR1004		130	59								✓	✓				
200 SX 3DR	84-88	SR1005		130	59								✓	✓				
240 SX 2DR	95-98	SR1008		130	59								✓	✓	3x			
240 SX 2DR	95-98	SR1008	✓	130	59	✓	✓	✓	✓	✓	✓	✓	✓	✓	4 , 9o			
300 ZX T-Top	84-89	SR1003		130	59								✓	✓	1g			
Altima 4DR	13-17	SR1010		105	48	✓	✓	✓	✓	✓	✓	✓	✓	✓	4i			
Altima 4DR	98-01	SR1005		130	59	✓	✓	✓	✓	✓	✓	✓	✓	✓	3x			
Altima 4DR	93-97	SR1005		130	59								✓	✓				
Armada w/ Factory Rack*	08-17						✓	✓							10b			
Axxess 5DR	89-95	SR1004		130	59	✓	✓	✓	✓	✓	✓	✓	✓	✓	4i			
Costaud	87-97	SR1004		130	59								✓	✓				
Costaud King Cab	87-97	SR1004		130	59								✓	✓				
Costaud King Cab	87-97	SR1004	✓	130	59	✓	✓	✓	✓	✓	✓	✓	✓	✓	9o			
Frontier 2DR Standard Cab	98-04	SR1005	✓	130	59	✓	✓	✓	✓	✓	✓	✓	✓	✓	9o			
Frontier 4DR Crew Cab	00-04	SR1004		105	48	✓	✓	✓	✓	✓	✓	✓	✓	✓	4i			
Frontier 4DR Crew Cab w/ Factory Rack*	05-17					✓	✓	✓	✓	✓	✓	✓	✓	✓	10b			
Juke 5DR	11-17	SR1010		105	48	✓	✓	✓	✓	✓	✓	✓	✓	✓				
Maxima 4DR	09-14	SR1002		105	48	✓	✓	✓	✓	✓	✓	✓	✓	✓				
Maxima 4DR	95-99	SR1005		105	48	✓	✓	✓	✓	✓	✓	✓	✓	✓				
Maxima 4DR	89-94	SR1004		90	41	✓	✓	✓	✓	✓	✓	✓	✓	✓				
Maxima 4DR	84-88	SR1001		130	59	✓	✓	✓	✓	✓	✓	✓	✓	✓				
Multi 5DR	82-88	SR1004		130	59	✓	✓	✓	✓	✓	✓	✓	✓	✓				
Murano w/ Factory Rack*	15-17					✓	✓	✓	✓	✓	✓	✓	✓	✓	10a			
Murano w/ Factory Rack*	03-14	SR1098		150	68	✓	✓	✓	✓	✓	✓	✓	✓	✓	10a			
NX 1600	91-93	SR1003		130	59								✓	✓	1g			
NX 1600 T-Top	91-93	SR1008	✓	130	59	✓	✓	✓	✓	✓	✓	✓	✓	✓	3x, 4 , 9o			
NX 2000	91-93	SR1003		130	59								✓	✓	1g			
NX 2000 T-Top	91-93	SR1008	✓	130	59	✓	✓	✓	✓	✓	✓	✓	✓	✓	3x, 4 , 9o			
Pathfinder 5DR	90-96	SR1004		80	36								✓	✓	1b			
Pathfinder 5DR	13-17	SR1099		150	68	✓	✓	✓	✓	✓	✓	✓	✓	✓	10b			
Pathfinder 5DR	11-12					✓	✓	✓	✓	✓	✓	✓	✓	✓	10b			
Pathfinder 5DR	05-10					✓	✓	✓	✓	✓	✓	✓	✓	✓	10b			

\*Vehicle with Factory Rack \*Véhicule avec supports d'origine \*Vehículo con portaequipajes de fábrica \* Veículo com Rack de Fábrica

**Vehicle fit information – Compatibilidades de vehículos – Información de ajuste al vehículo – Informações de ajuste do veículo**

Vehicle / Véhicule / Veículo / Veículo		Base Rack System / Système de support de toit / Sistema de soporte de techo / Sistema de rack de teto		What accessories fit my Roof Rack System? Quels accessoires s'adaptent à mon support de toit ? ¿Cuáles accesorios se adaptan a mi soporte de techo? Quais acessórios são compatíveis com o meu sistema de rack de teto?												 Fits Tips / Conseils d'installation / Conselhos de ajuste / Dicas de compatibilidade						
Make, Model and Number of Doors (DR) Marque, modèle et nombre de portes (DR) Marca, modelo y número de puertas (DR) Fabricante, Modelo e Número de Portas (DR)	Year / Année / Año / Ano	Part # / n° de peça / Número de peça	SR1116 – Short Roof Adapter / Adaptateur de toit court / Adaptador para techo corto / Adaptador curto para teto	Weight Limit / Limite de poids / Limite de peso / Limite de peso		Bike Carriers / Porte-vélos / Portabicietas / Soportes para bicicleta				Roof Bags / Sacs de toit / Bolsos de cargo / Bagaço tipo mala		Roof Top Basket / Panier de toit / Canasto de carga / Bagaço tipo cesto		Roof Boxes / Coffres de toit / Baúles de carga / Bagaço tipo baú				Skis Carriers / Porte-skis / Soportes para esquis / Soportes para esquis		Kayak Carriers / Porte-kayak / Soportes de kayak / Soportes para caiaque		
				Lbs	Kg	SR4885	SR4883	SR4624	SR4883RP	SR8106	SR8107	SR9035	SR9036	SR7011	SR7016		SR7017	SR7018	SR7095	SR6453	SR6466	SR5514

**NISSAN** (continued - suite - consecuencia - contínuo)


Pathfinder 5DR	96-04	SR1003		130	59	✓	✓	✓	✓	✓	✓	✓	✓	✓	✓	✓	✓	✓	✓	✓	✓	✓	3c
Pickup	87-97	SR1004		130	59													✓	✓				
Pickup King Cab	87-97	SR1004		130	59													✓	✓				
Pickup King Cab	87-97	SR1004	✓	130	59	✓	✓	✓	✓	✓	✓	✓	✓	✓	✓	✓	✓	✓	✓	✓	✓	✓	9o
Pulsar 2DR	83-86	SR1003		130	59													✓	✓				1b
Quest w/ Factory Rack*	12-17	SR1099		150	68	✓	✓	✓	✓	✓	✓	✓	✓	✓	✓	✓	✓	✓	✓	✓	✓	✓	10a
Quest w/ Factory Rack*	04-11	SR1098		125	57	✓	✓	✓	✓	✓	✓	✓	✓	✓	✓	✓	✓	✓	✓	✓	✓	✓	10a
Rogue w/ Factory Rack*	14-17	SR1098		150	68	✓	✓	✓	✓	✓	✓	✓	✓	✓	✓	✓	✓	✓	✓	✓	✓	✓	10a
Rogue w/ Factory Rack*	08-13	SR1098		130	59	✓	✓	✓	✓	✓	✓	✓	✓	✓	✓	✓	✓	✓	✓	✓	✓	✓	10a
Rogue Select w/ Factory Rack*	14-15	SR1098		130	59	✓	✓	✓	✓	✓	✓	✓	✓	✓	✓	✓	✓	✓	✓	✓	✓	✓	10a
Sentra 2DR	91-95	SR1004		130	59													✓	✓				
Sentra 2DR	91-95	SR1004	✓	90	41	✓	✓	✓	✓	✓	✓	✓	✓	✓	✓	✓	✓	✓	✓	✓	✓	✓	4i, 9o
Sentra 2DR	86-90	SR1001		130	59	✓	✓	✓	✓									✓	✓				
Sentra 3DR	86-90	SR1001		130	59	✓	✓	✓	✓									✓	✓				
Sentra 4DR	07-12	SR1002		105	48	✓	✓	✓	✓	✓	✓	✓	✓	✓	✓	✓	✓	✓	✓	✓	✓	✓	4i
Sentra 4DR	00-06	SR1005		130	59	✓	✓	✓	✓	✓	✓	✓	✓	✓	✓	✓	✓	✓	✓	✓	✓	✓	
Sentra 4DR	95-99	SR1004		90	41	✓	✓	✓	✓	✓	✓	✓	✓	✓	✓	✓	✓	✓	✓	✓	✓	✓	
Sentra 4DR	91-94	SR1004		130	59	✓	✓	✓	✓	✓	✓	✓	✓	✓	✓	✓	✓	✓	✓	✓	✓	✓	
Sentra 4DR	82-90	SR1001		130	59	✓	✓	✓	✓	✓	✓	✓	✓	✓	✓	✓	✓	✓	✓	✓	✓	✓	
Sentra 5DR	86-90	SR1001		130	59	✓	✓	✓	✓	✓	✓	✓	✓	✓	✓	✓	✓	✓	✓	✓	✓	✓	
Sentra Classic 2DR	91-93	SR1001		130	59	✓	✓	✓	✓									✓	✓				
Sentra Classic 3DR	91-93	SR1001		130	59	✓	✓	✓	✓									✓	✓				
Sentra Classic 4DR	91-93	SR1001		130	59	✓	✓	✓	✓	✓	✓	✓	✓	✓	✓	✓	✓	✓	✓	✓	✓	✓	
Sentra Classic 5DR	91-93	SR1001		130	59	✓	✓	✓	✓	✓	✓	✓	✓	✓	✓	✓	✓	✓	✓	✓	✓	✓	
Stanza 4DR	90-92	SR1008		130	59	✓	✓	✓	✓	✓	✓	✓	✓	✓	✓	✓	✓	✓	✓	✓	✓	✓	3x
Stanza 4DR	87-89	SR1003		130	59	✓	✓	✓	✓	✓	✓	✓	✓	✓	✓	✓	✓	✓	✓	✓	✓	✓	3x
Stanza 5DR	87-89	SR1005		130	59	✓	✓	✓	✓	✓	✓	✓	✓	✓	✓	✓	✓	✓	✓	✓	✓	✓	
Versa 4DR	07-11	SR1002		80	36	✓	✓	✓	✓	✓	✓	✓	✓	✓	✓	✓	✓	✓	✓	✓	✓	✓	
Versa 5DR	07-12	SR1002		80	36	✓	✓	✓	✓	✓	✓	✓	✓	✓	✓	✓	✓	✓	✓	✓	✓	✓	
X-Terra w/ Factory Rack*	09-15					✓	✓	✓	✓	✓	✓	✓	✓	✓	✓	✓	✓	✓	✓	✓	✓	✓	10b
X-Terra w/ Factory Rack*	05-08					✓	✓	✓	✓	✓	✓	✓	✓	✓	✓	✓	✓	✓	✓	✓	✓	✓	10b
X-Terra w/ Factory Rack*	00-04					✓	✓	✓	✓	✓	✓	✓	✓	✓	✓	✓	✓	✓	✓	✓	✓	✓	10b
X-Trail w/ Factory Rack*	08-10					✓	✓	✓	✓	✓	✓	✓	✓	✓	✓	✓	✓	✓	✓	✓	✓	✓	10a
Xterra w/ Raised Rails	00-04	SR1098		150	68	✓	✓	✓	✓	✓	✓	✓	✓	✓	✓	✓	✓	✓	✓	✓	✓	✓	

**OLDSMOBILE**

88 4DR	92-99	SR1002		130	59	✓	✓	✓	✓	✓	✓	✓	✓	✓	✓	✓	✓	✓	✓	✓	✓	✓	
98 4DR	91-96	SR1002		130	59	✓	✓	✓	✓	✓	✓	✓	✓	✓	✓	✓	✓	✓	✓	✓	✓	✓	3x
Alero 2DR	99-05	SR1004		105	48													✓	✓				
Alero 4DR	99-05	SR1004		105	48	✓	✓	✓	✓	✓	✓	✓	✓	✓	✓	✓	✓	✓	✓	✓	✓	✓	
Bravada 3DR	82-94	SR1003		130	59													✓	✓				
Bravada 5DR w/ Factory Rack*	95-02					✓	✓	✓	✓	✓	✓	✓	✓	✓	✓	✓	✓	✓	✓	✓	✓	✓	10a
Bravada 5DR w/ Factory Rack*	91-94					✓	✓	✓	✓	✓	✓	✓	✓	✓	✓	✓	✓	✓	✓	✓	✓	✓	10a
Custom Cruiser Wagon	77-90	SR1001		130	59	✓	✓	✓	✓	✓	✓	✓	✓	✓	✓	✓	✓	✓	✓	✓	✓	✓	




**Vehicle fit information – Compatibilidades de vehículos – Información de ajuste al vehículo – Informações de ajuste do veículo**

Vehicle / Véhicule / Vehículo / Veículo		Base Rack System / Système de support de toit / Sistema de soporte de techo / Sistema de rack de teto			What accessories fit my Roof Rack System? / Quels accessoires s'adaptent à mon support de toit? / ¿Cuáles accesorios se adaptan a mi soporte de techo? / Quais acessórios são compatíveis com o meu sistema de rack de teto?													 Fits Tips / Conseils d'installation / Dicas de compatibilidade						
Make, Model and Number of Doors (DR) Marque, modèle et nombre de portes (DR) Marca, modelo y número de puertas (DR) Fabricante, Modelo e Número de Portas (DR)	Year / Année / Año / Ano	Part # / n° de pièce / Número da peça	SR1116 – Short Roof Adapter / Adaptateur de toit court / Adaptador para techo corto / Adaptador curto para teto	Weight / Limite de poids / Limite de peso		Bike Carriers / Porte-vélos / Portabicietas / Suportes para bicicleta				Roof Bags / Sacs de toit / Bolsos de cargo / Bagaço tipo mala		Roof Top Basket / Panier de toit / Canasto de cargo / Bagaço tipo cesto		Roof Boxes / Coffres de toit / Baúes de carga / Bagaço tipo baú			Skis Carriers / Porte-skis / Suportes para esquis / Suportes para esquis		Kayak Carriers / Porte-kayak / Suportes de kayak / Suportes para caiaque					
				Lbs	Kg	SR4885	SR4883	SR4624	SR4883RP	SR8106	SR8107	SR9035	SR9036	SR7011	SR7016	SR7017	SR7018		SR7095	SR6453	SR6466	SR5514	SR5511	SR5512
<b>OLDSMOBILE (continued - suite - consecuencia - continuo)</b>																								
Cutlass Ciera 4DR	82-96	SR1002		130	59	✓	✓	✓	✓	✓	✓	✓	✓	✓	✓	✓	✓	✓	✓	✓	✓	✓	✓	10a
Cutlass Cruiser Wagon	84-96	SR1002		130	59	✓	✓	✓	✓	✓	✓	✓	✓	✓	✓	✓	✓	✓	✓	✓	✓	✓	✓	
Cutlass Cruiser Wagon w/ Factory Rack*	84-96					✓	✓	✓	✓	✓	✓	✓	✓	✓	✓	✓	✓	✓	✓	✓	✓	✓	✓	
Cutlass Supreme 4DR	89-97	SR1005		90	41	✓	✓	✓	✓	✓	✓	✓	✓	✓	✓	✓	✓	✓	✓	✓	✓	✓	✓	
Cutlass Supreme 4DR	78-88	SR1001		130	59	✓	✓	✓	✓	✓	✓	✓	✓	✓	✓	✓	✓	✓	✓	✓	✓	✓	✓	
Firenza 2DR	82-88	SR1001		130	59	✓	✓	✓	✓	✓	✓	✓	✓	✓	✓	✓	✓	✓	✓	✓	✓	✓	✓	
Firenza 3DR	82-88	SR1001		130	59	✓	✓	✓	✓	✓	✓	✓	✓	✓	✓	✓	✓	✓	✓	✓	✓	✓	✓	
Firenza 4DR	82-88	SR1001		130	59	✓	✓	✓	✓	✓	✓	✓	✓	✓	✓	✓	✓	✓	✓	✓	✓	✓	✓	
Firenza Wagon	82-88	SR1001		130	59	✓	✓	✓	✓	✓	✓	✓	✓	✓	✓	✓	✓	✓	✓	✓	✓	✓	✓	
Intrigue 4DR	98-01	SR1002		130	59	✓	✓	✓	✓	✓	✓	✓	✓	✓	✓	✓	✓	✓	✓	✓	✓	✓	✓	4i, 4j
LSS 4DR	96-98	SR1005		130	59	✓	✓	✓	✓	✓	✓	✓	✓	✓	✓	✓	✓	✓	✓	✓	✓	✓	✓	
Olds 98	77-84	SR1001		130	59	✓	✓	✓	✓	✓	✓	✓	✓	✓	✓	✓	✓	✓	✓	✓	✓	✓	✓	
Optima 3DR	87-93	SR1003		130	59													✓	✓					3u, 4i
Optima 3DR	87-93	SR1003	✓	130	59	✓	✓	✓	✓	✓	✓	✓	✓	✓	✓	✓	✓	✓	✓	✓	✓	✓	✓	3u, 9o
Optima 4DR	87-93	SR1003		130	59													✓	✓					
Optima 5DR	87-93	SR1003		130	59													✓	✓					
Silhouette w/ Factory Rack*	97-04					✓	✓	✓	✓	✓	✓	✓	✓	✓	✓	✓	✓	✓	✓	✓	✓	✓	✓	10a
Toronado 2DR	86-89	SR1005	✓	130	59	✓	✓	✓	✓	✓	✓	✓	✓	✓	✓	✓	✓	✓	✓	✓	✓	✓	✓	
Trofeo 2DR	87-89	SR1005	✓	130	59	✓	✓	✓	✓	✓	✓	✓	✓	✓	✓	✓	✓	✓	✓	✓	✓	✓	✓	
<b>PEUGEOT</b>																								
405 Wagon w/ Factory Rack*	90-91					✓	✓	✓	✓	✓	✓	✓	✓	✓	✓	✓	✓	✓	✓	✓	✓	✓	✓	10a
504 4DR	75-95	SR1001		130	59	✓	✓	✓	✓	✓	✓	✓	✓	✓	✓	✓	✓	✓	✓	✓	✓	✓	✓	
505 4DR	80-91	SR1001		130	59	✓	✓	✓	✓	✓	✓	✓	✓	✓	✓	✓	✓	✓	✓	✓	✓	✓	✓	
505 Wagon	84-91	SR1001		130	59	✓	✓	✓	✓	✓	✓	✓	✓	✓	✓	✓	✓	✓	✓	✓	✓	✓	✓	
505 Wagon w/ Factory Rack*	84-91					✓	✓	✓	✓	✓	✓	✓	✓	✓	✓	✓	✓	✓	✓	✓	✓	✓	✓	10a
<b>PLYMOUTH</b>																								
Acclaim 4DR	88-95	SR1004		130	59	✓	✓	✓	✓	✓	✓	✓	✓	✓	✓	✓	✓	✓	✓	✓	✓	✓	✓	
Breeze 4DR	96-99	SR1004		130	59													✓	✓					
Colt 2DR	93-96	SR1003		105	48													✓	✓					
Colt 2DR	93-96	SR1003	✓	105	48	✓	✓	✓	✓	✓	✓	✓	✓	✓	✓	✓	✓	✓	✓	✓	✓	✓	✓	9o
Colt 3DR	79-88	SR1005		130	59													✓	✓					
Colt 3DR	79-88	SR1005	✓	130	59	✓	✓	✓	✓	✓	✓	✓	✓	✓	✓	✓	✓	✓	✓	✓	✓	✓	✓	9o
Colt 4DR	93-96	SR1003		130	59													✓	✓					
Colt 4DR	79-88	SR1005		130	59	✓	✓	✓	✓	✓	✓	✓	✓	✓	✓	✓	✓	✓	✓	✓	✓	✓	✓	1b
Colt 100 3DR	89-92	SR1005		130	59													✓	✓					
Colt 100 3DR	89-92	SR1005	✓	130	59	✓	✓	✓	✓	✓	✓	✓	✓	✓	✓	✓	✓	✓	✓	✓	✓	✓	✓	9o
Colt 100 4DR	89-92	SR1005		130	59	✓	✓	✓	✓	✓	✓	✓	✓	✓	✓	✓	✓	✓	✓	✓	✓	✓	✓	1b
Colt 200 3DR	89-92	SR1004		130	59													✓	✓					
Colt 200 3DR	89-92	SR1004	✓	130	59	✓	✓	✓	✓	✓	✓	✓	✓	✓	✓	✓	✓	✓	✓	✓	✓	✓	✓	9o
Colt Minivan	92-96	SR1001		130	59	✓	✓	✓	✓	✓	✓	✓	✓	✓	✓	✓	✓	✓	✓	✓	✓	✓	✓	
Colt Minivan	84-91	SR1001		130	59	✓	✓	✓	✓	✓	✓	✓	✓	✓	✓	✓	✓	✓	✓	✓	✓	✓	✓	
Colt Minivan w/ Factory Rack*	92-96					✓	✓	✓	✓	✓	✓	✓	✓	✓	✓	✓	✓	✓	✓	✓	✓	✓	✓	10a

\*Vehicle with Factory Rack \*Véhicule avec supports d'origine \*Vehículo con portaequipajes de fábrica \* Veículo com Rack de Fábrica

**Vehicle fit information – Compatibilidades de vehículos – Información de ajuste al vehículo – Informações de ajuste do veículo**

Vehicle / Véhicule / Vehículo / Veículo		Base Rack System / Système de support de toit / Sistema de soporte de techo / Sistema de rack de teto		What accessories fit my Roof Rack System? Quels accessoires s'adaptent à mon support de toit ? ¿Cuáles accesorios se adaptan a mi soporte de techo? Quais acessórios são compatíveis com o meu sistema de rack de teto?																					
Make, Model and Number of Doors (DR) Marque, modèle et nombre de portes (DR) Marca, modelo y número de puertas (DR) Fabricante, Modelo e Número de Portas (DR)	Year / Année / Año / Ano	Part # / n° de pièce / N° de peça	SR1116 – Short Roof Adapter / Adaptateur de toit court / Adaptador para techo corto / Adaptador curto para teto	Weight Limit / Limite de poids / Limite del peso / Limite de peso	Bike Carriers / Porte-vélos / Portabicicletas / Soportes para bicicleta	Roof Bags / Sacs de toit / Boisos de cargo / Bagaço tipo mala	Roof Top Basket / Panier de toit / Canasto de cargo / Bagaço tipo cesto	Roof Boxes / Coffres de toit / Bauls de carga / Bagaço tipo baú	Skis Carriers / Porte-skis / Soportes para esquís / Soportes para esquis	Kayak Carriers / Porte-kayak / Soportes de kayak / Soportes para caiaque															
				Lbs	Kg	SR4885	SR4883	SR4624	SR4883RP	SR8106	SR8107	SR9035	SR9036	SR7011	SR7016	SR7017	SR7018	SR7095	SR6453	SR6466	SR5514	SR5511	SR5512	SR5513	Fits Tips / Conseils d'installation / Consejos de ajuste / Dicas de compatibilidade


**PLYMOUTH** (continued - suite - consecuencia - contínuo)

Colt Minivan w/ Factory Rack*	84-91					✓	✓	✓	✓	✓	✓	✓	✓	✓	✓	✓	✓	✓	✓	✓	✓	✓	✓	✓	10a
Colt Vista	84-91	SR1001		130	59	✓	✓	✓	✓	✓	✓	✓	✓	✓	✓	✓	✓	✓	✓	✓	✓	✓	✓	✓	10a
Colt Vista w/ Factory Rack*	84-91					✓	✓	✓	✓	✓	✓	✓	✓	✓	✓	✓	✓	✓	✓	✓	✓	✓	✓	✓	10a
Duster 3DR	87-94	SR1004	✓	130	59	✓	✓	✓	✓	✓	✓	✓	✓	✓	✓	✓	✓	✓	✓	✓	✓	✓	✓	✓	9o
Duster 5DR	87-94	SR1004		130	59	✓	✓	✓	✓	✓	✓	✓	✓	✓	✓	✓	✓	✓	✓	✓	✓	✓	✓	✓	
Grand Voyager	96-99	SR1004		130	59	✓	✓	✓	✓	✓	✓	✓	✓	✓	✓	✓	✓	✓	✓	✓	✓	✓	✓	✓	
Grand Voyager	88-95	SR1001		130	59	✓	✓	✓	✓	✓	✓	✓	✓	✓	✓	✓	✓	✓	✓	✓	✓	✓	✓	✓	
Grand Voyager w/ Factory Rack*	96-99					✓	✓	✓	✓	✓	✓	✓	✓	✓	✓	✓	✓	✓	✓	✓	✓	✓	✓	✓	10a
Grand Voyager w/ Factory Rack*	88-95					✓	✓	✓	✓	✓	✓	✓	✓	✓	✓	✓	✓	✓	✓	✓	✓	✓	✓	✓	10a
Laser 3DR	84-86	SR1004		130	59													✓	✓	✓	✓	✓	✓	✓	
Neon 2DR	94-99	SR1008		90	41					✓	✓	✓	✓	✓	✓	✓	✓	✓	✓	✓	✓	✓	✓	✓	4 , 9o
Neon 2DR	94-99	SR1008	✓	90	41	✓	✓	✓	✓	✓	✓	✓	✓	✓	✓	✓	✓	✓	✓	✓	✓	✓	✓	✓	
Neon 4DR	00-01	SR1004		130	59	✓	✓	✓	✓	✓	✓	✓	✓	✓	✓	✓	✓	✓	✓	✓	✓	✓	✓	✓	
Neon 4DR	94-99	SR1008		90	41													✓	✓	✓	✓	✓	✓	✓	1b
Neon 4DR w/ Factory Rack*	94-99					✓	✓	✓	✓	✓	✓	✓	✓	✓	✓	✓	✓	✓	✓	✓	✓	✓	✓	✓	10a
Reliant Wagon w/ Factory Rack*	81-89					✓	✓	✓	✓	✓	✓	✓	✓	✓	✓	✓	✓	✓	✓	✓	✓	✓	✓	✓	10a
Sundance 3DR	87-94	SR1004		130	59													✓	✓	✓	✓	✓	✓	✓	
Sundance 3DR	87-94	SR1004	✓	130	59	✓	✓	✓	✓	✓	✓	✓	✓	✓	✓	✓	✓	✓	✓	✓	✓	✓	✓	✓	9o
Sundance 5DR	87-94	SR1004		130	59	✓	✓	✓	✓	✓	✓	✓	✓	✓	✓	✓	✓	✓	✓	✓	✓	✓	✓	✓	
Voyager	96-00	SR1004		105	48	✓	✓	✓	✓	✓	✓	✓	✓	✓	✓	✓	✓	✓	✓	✓	✓	✓	✓	✓	
Voyager	84-95	SR1001		130	59	✓	✓	✓	✓	✓	✓	✓	✓	✓	✓	✓	✓	✓	✓	✓	✓	✓	✓	✓	
Voyager w/ Factory Rack*	96-01					✓	✓	✓	✓	✓	✓	✓	✓	✓	✓	✓	✓	✓	✓	✓	✓	✓	✓	✓	10a
Voyager w/ Factory Rack*	96-99					✓	✓	✓	✓	✓	✓	✓	✓	✓	✓	✓	✓	✓	✓	✓	✓	✓	✓	✓	10a
Voyager w/ Factory Rack*	84-95					✓	✓	✓	✓	✓	✓	✓	✓	✓	✓	✓	✓	✓	✓	✓	✓	✓	✓	✓	10a

**PONTIAC**

2000 2DR	89-94	SR1001		130	59	✓	✓	✓	✓			✓	✓					✓	✓	✓	✓	✓	✓	✓	
2000 2DR	82-88	SR1001		130	59	✓	✓	✓	✓			✓	✓					✓	✓	✓	✓	✓	✓	✓	
2000 3DR	82-88	SR1001		130	59	✓	✓	✓	✓			✓	✓					✓	✓	✓	✓	✓	✓	✓	
2000 4DR	82-94	SR1001		130	59	✓	✓	✓	✓	✓	✓	✓	✓	✓	✓	✓	✓	✓	✓	✓	✓	✓	✓	✓	
6000 Wagon w/ Factory Rack*	84-91					✓	✓	✓	✓	✓	✓	✓	✓	✓	✓	✓	✓	✓	✓	✓	✓	✓	✓	✓	10a
Acadian 3DR	78-87	SR1001		130	59	✓	✓	✓	✓			✓	✓					✓	✓	✓	✓	✓	✓	✓	
Acadian 5DR	78-87	SR1001		130	59	✓	✓	✓	✓	✓	✓	✓	✓	✓	✓	✓	✓	✓	✓	✓	✓	✓	✓	✓	
Aztek w/ Factory Rack*	01-05									✓	✓	✓	✓	✓	✓	✓	✓	✓	✓	✓	✓	✓	✓	✓	10b
Bonneville 4DR	92-99	SR1002		130	59	✓	✓	✓	✓	✓	✓	✓	✓	✓	✓	✓	✓	✓	✓	✓	✓	✓	✓	✓	
Fiero 2DR	84-88	SR1003		130	59													✓	✓	✓	✓	✓	✓	✓	
Firebird	93-02	SR1002		130	59													✓	✓	✓	✓	✓	✓	✓	3c
Firebird T-Top	93-02	SR1002		130	59													✓	✓	✓	✓	✓	✓	✓	3c
Firefly 3DR	95-00	SR1003		130	59													✓	✓	✓	✓	✓	✓	✓	
Firefly 3DR	95-00	SR1003	✓	130	59	✓	✓	✓	✓	✓	✓	✓	✓	✓	✓	✓	✓	✓	✓	✓	✓	✓	✓	✓	3u, 9o
Firefly 3DR	89-94	SR1004		90	41													✓	✓	✓	✓	✓	✓	✓	
Firefly 3DR	89-94	SR1004	✓	90	41	✓	✓	✓	✓	✓	✓	✓	✓	✓	✓	✓	✓	✓	✓	✓	✓	✓	✓	✓	9o
Firefly 3DR	84-88	SR1003		130	59													✓	✓	✓	✓	✓	✓	✓	

**Vehicle fit information – Compatibilidades de vehículos – Información de ajuste al vehículo – Informações de ajuste do veículo**

Vehicle / Véhicule / Vehículo / Veículo	Base Rack System / Système de support de toit / Sistema de soporte de techo / Sistema de rack de teto	What accessories fit my Roof Rack System? Quels accessoires s'adaptent à mon support de toit ? ¿Cuáles accesorios se adaptan a mi soporte de techo? Quais acessórios são compatíveis com o meu sistema de rack de teto?														 Fits Tips / Conseils d'installation / Consejos de ajuste / Dicas de compatibilidade
		Make, Model and Number of Doors (DR) Marque, modèle et nombre de portes (DR) Marca, modelo y número de puertas (DR) Fabricante, Modelo e Número de Portas (DR)	Year / Année / Año / Ano	Part # / n° de pièce / N° de pieza / Número da peça	SR1116 – Short Roof Adapter / Adaptateur de toit court / Adaptador para techo corto / Adaptador curto para teto	Weight Limit / Limite de poids / Limite de peso		SR4885 SR4883 SR4624 SR4883RP Bike Carriers / Porte-velos / Portabicicletas / Suportes para bicicleta	SR8106 SR8107 Roof Bags / Sacs de toit / Bolsos de cargo / Bagageiro tipo mala	SR9035 SR9036 Roof Top Basket / Panier de toit / Canasto de cargo / Bagageiro tipo cesto	SR7011 SR7016 SR7017 SR7018 SR7095 Roof Boxes / Coffres de toit / Baúles de carga / Bagageiros tipo baú	SR6453 SR6466 Skis Carriers / Porte-skis / Suportes para esquis / Suportes para esquis	SR5514 SR5511 SR5512 SR5513 Kayak Carriers / Porte-kayak / Suportes de kayak / Suportes para caiaque			
Lbs	Kg															


**PONTIAC (continued - suite - consecuencia - contínuo)**

Firefly 3DR	84-88	SR1003	✓	130	59	✓	✓	✓	✓	✓	✓	✓	✓	✓	✓	✓	✓	✓	90
Firefly 4DR	95-00	SR1003		130	59	✓	✓	✓	✓	✓	✓	✓	✓	✓	✓	✓	✓	✓	
Firefly 4DR	89-94	SR1004		90	41	✓	✓	✓	✓	✓	✓	✓	✓	✓	✓	✓	✓	✓	
Firefly 4DR	84-88	SR1003		130	59	✓	✓	✓	✓	✓	✓	✓	✓	✓	✓	✓	✓	✓	3u
Firefly 5DR	89-94	SR1004		130	59	✓	✓	✓	✓	✓	✓	✓	✓	✓	✓	✓	✓	✓	
Grand Am 2DR	99-05	SR1004		105	48									✓	✓				
Grand Am 2DR	99-04	SR1004	✓	130	59	✓	✓	✓	✓	✓	✓	✓	✓	✓	✓	✓	✓	✓	
Grand Am 4DR	99-05	SR1004		105	48	✓	✓	✓	✓	✓	✓	✓	✓	✓	✓	✓	✓	✓	
Grand Prix 2DR	79-87	SR1001		130	59	✓	✓	✓		✓	✓			✓	✓	✓	✓	✓	
Grand Prix 4DR	97-08	SR1002		130	59	✓	✓	✓	✓	✓	✓	✓	✓	✓	✓	✓	✓	✓	3u, 4
Grand Prix 4DR	88-96	SR1005		130	59	✓	✓	✓	✓	✓	✓	✓	✓	✓	✓	✓	✓	✓	
Le Mans 3DR	87-93	SR1003		130	59									✓	✓				3u, 4i
Le Mans 3DR	87-93	SR1003	✓	130	59	✓	✓	✓	✓	✓	✓	✓	✓	✓	✓	✓	✓	✓	3u, 90
Le Mans 4DR	87-93	SR1003		130	59									✓	✓				
Le Mans 5DR	87-93	SR1003		130	59									✓	✓				
Montana SV6 w/ Factory Rack*	05-09	SR1098		150	68	✓	✓	✓	✓	✓	✓	✓	✓	✓	✓	✓	✓	✓	10b
Montana w/ Factory Rack*	00-04	SR1098		150	68	✓	✓	✓	✓	✓	✓	✓	✓	✓	✓	✓	✓	✓	10a
Parisienne	83-88	SR1001		130	59	✓	✓	✓		✓	✓			✓	✓	✓	✓	✓	
Safari Wagon w/ Factory Rack*	89	SR1098		110	55	✓	✓	✓	✓	✓	✓	✓	✓	✓	✓	✓	✓	✓	1b, 10a
Sunbird 2DR	88-94	SR1001		130	59	✓	✓	✓		✓	✓			✓	✓	✓	✓	✓	
Sunbird 2DR	82-87	SR1001		130	59	✓	✓	✓		✓	✓			✓	✓	✓	✓	✓	
Sunbird 3DR	82-88	SR1001		130	59	✓	✓	✓		✓	✓			✓	✓	✓	✓	✓	
Sunbird 4DR	82-94	SR1001		130	59	✓	✓	✓	✓	✓	✓	✓	✓	✓	✓	✓	✓	✓	
Sunbird Wagon	82-94	SR1001		90	41	✓	✓	✓	✓	✓	✓	✓	✓	✓	✓	✓	✓	✓	
Sunbird Wagon w/ Factory Rack*	82-94	SR1098		150	68	✓	✓	✓	✓	✓	✓	✓	✓	✓	✓	✓	✓	✓	10a
Sunfire 2DR	95-04	SR1005		130	59									✓	✓				
Sunfire 2DR	95-04	SR1005	✓	130	59	✓	✓	✓	✓	✓	✓	✓	✓	✓	✓	✓	✓	✓	90
Sunfire 4DR	95-04	SR1005		130	59	✓	✓	✓	✓	✓	✓	✓	✓	✓	✓	✓	✓	✓	
Sunrunner 3DR	94-98	SR1002		130	59	✓	✓	✓	✓	✓	✓	✓	✓	✓	✓	✓	✓	✓	
Tempest 4DR	88-91	SR1005		130	59	✓	✓	✓	✓	✓	✓	✓	✓	✓	✓	✓	✓	✓	
Torrent w/ Factory Rack*	06-09							✓	✓			✓	✓	✓	✓				10b
Trans-Am	93-02	SR1002		130	59									✓	✓				3c
Trans-Am T-Top	93-02	SR1002		130	59									✓	✓				3c
Trans Sport w/ Factory Rack*	97-99	SR1098		110	55	✓	✓	✓	✓	✓	✓	✓	✓	✓	✓	✓	✓	✓	10a
Wave 5DR	05-07	SR1002		130	59	✓	✓	✓	✓	✓	✓	✓	✓	✓	✓	✓	✓	✓	
Vibe w/ Factory Rack*	09-10							✓	✓			✓	✓	✓	✓	✓	✓	✓	10b
Vibe w/ Factory Rack*	03-08	SR1098		150	68	✓	✓	✓	✓	✓	✓	✓	✓	✓	✓	✓	✓	✓	10b

**PORSCHE**

911	64-98	SR1001		130	59	✓	✓	✓	✓	✓	✓	✓	✓	✓	✓	✓	✓	✓	
911 Clothtop	76-98	SR1001		130	59	✓	✓	✓		✓	✓			✓	✓	✓	✓	✓	
911 Targa	76-98	SR1001		130	59	✓	✓	✓	✓	✓	✓	✓	✓	✓	✓	✓	✓	✓	
924	75-91	SR1001		130	59	✓	✓	✓		✓	✓			✓	✓	✓	✓	✓	
Cayenne w/ Factory Rack*	11-17	SR1098		150	68	✓	✓	✓	✓	✓	✓	✓	✓	✓	✓	✓	✓	✓	10b

**Vehicle fit information – Compatibilidades de vehículos – Información de ajuste al vehículo – Informações de ajuste do veículo**

Vehicle / Véhicule / Veículo / Veículo		Base Rack System / Système de support de toit / Sistema de soporte de techo / Sistema de rack de teto		What accessories fit my Roof Rack System? Quels accessoires s'adaptent à mon support de toit ? ¿Cuáles accesorios se adaptan a mi soporte de techo? Quais acessórios são compatíveis com o meu sistema de rack de teto?													 Fits Tips / Conseils d'installation / Consejos de ajuste / Dicas de compatibilidade								
Make, Model and Number of Doors (DR) Marque, modèle et nombre de portes (DR) Marca, modelo y número de puertas (DR) Fabricante, Modelo e Número de Portas (DR)	Year / Année / Año / Ano	Part # / n° de pièce / N° de peça	SR1116 – Short Roof Adapter / Adaptateur de toit court / Adaptador para techo corto / Adaptador curto para teto	Weight Limit / Limite de poids / Limite del peso / Limite de peso	Bike Carriers / Porte-vélos / Portabicicletas / Soportes para bicicleta	Roof Bags / Sacs de toit / Bolsos de carga / Bagaço tipo mala	Roof Top Basket / Panier de toit / Canasto de carga / Bagaço tipo cesto	Roof Boxes / Coffres de toit / Baulés de carga / Bagaço tipo baú	Skis Carriers / Porte-skis / Soportes para esquís / Soportes para esquis	Kayak Carriers / Porte-kayak / Soportes de kayak / Soportes para caiaque															
				Lbs	Kg	SR4885	SR4883	SR4624	SR4883RP	SR8106	SR8107	SR9035	SR9036	SR7011	SR7016	SR7017	SR7018	SR7095	SR6453	SR6466	SR5514	SR5511	SR5512	SR5513	

**PORSCHE (continued - suite - consecuencia - contínuo)**

Cayenne w/ Factory Rack*	03-10	SR1098		150	68	✓	✓	✓	✓	✓	✓	✓	✓	✓	✓	✓	✓	✓	✓	✓	✓	✓	✓	✓	10b
Cayman w/ Factory Rack*	06-16					✓	✓	✓	✓	✓	✓	✓	✓	✓	✓	✓	✓	✓	✓	✓	✓	✓	✓	✓	10b

**RENAULT**

5 3DR	72-95	SR1001		130	59	✓	✓	✓	✓			✓	✓					✓	✓	✓	✓	✓	✓	✓	
5 5DR	72-95	SR1001		130	59	✓	✓	✓	✓			✓	✓					✓	✓	✓	✓	✓	✓	✓	
18 4DR	78-91	SR1001		130	59	✓	✓	✓	✓			✓	✓					✓	✓	✓	✓	✓	✓	✓	
Fuego 3DR	83-91	SR1001		130	59	✓	✓	✓	✓			✓	✓					✓	✓	✓	✓	✓	✓	✓	

**SAAB**

9-2x 5DR	95-05	SR1008		130	59													✓	✓						9q
9-2x 5DR	95-05	SR1008	✓	130	59	✓	✓	✓	✓	✓	✓	✓	✓	✓	✓	✓	✓	✓	✓	✓	✓	✓	✓	✓	3x, 9q
9-3 5DR	99-01	SR1005		130	59	✓	✓	✓	✓	✓	✓	✓	✓	✓	✓	✓	✓	✓	✓	✓	✓	✓	✓	✓	4i
9-3 SportCombi Wagon w/ Factory Rack*	06-12	SR1098		150	68	✓	✓	✓	✓	✓	✓	✓	✓	✓	✓	✓	✓	✓	✓	✓	✓	✓	✓	✓	10a
9-4x w/ Factory Rack*	10-12	SR1098		150	68	✓	✓	✓	✓	✓	✓	✓	✓	✓	✓	✓	✓	✓	✓	✓	✓	✓	✓	✓	10a
9-5 Wagon w/ Factory Rack*	99-12	SR1098		150	68	✓	✓	✓	✓	✓	✓	✓	✓	✓	✓	✓	✓	✓	✓	✓	✓	✓	✓	✓	10a
9-7x w/ Factory Rack*	05-09	SR1098		150	68	✓	✓	✓	✓	✓	✓	✓	✓	✓	✓	✓	✓	✓	✓	✓	✓	✓	✓	✓	10a
900 3DR	94-98	SR1005		130	59	✓	✓	✓	✓	✓	✓	✓	✓	✓	✓	✓	✓	✓	✓	✓	✓	✓	✓	✓	4i
900 3DR	78-93	SR1001		130	59	✓	✓	✓	✓	✓	✓	✓	✓	✓	✓	✓	✓	✓	✓	✓	✓	✓	✓	✓	4i
900 5DR	94-98	SR1005		130	59	✓	✓	✓	✓	✓	✓	✓	✓	✓	✓	✓	✓	✓	✓	✓	✓	✓	✓	✓	4i
900 5DR	78-93	SR1001		130	59	✓	✓	✓	✓	✓	✓	✓	✓	✓	✓	✓	✓	✓	✓	✓	✓	✓	✓	✓	4i
9000 4DR	84-97	SR1004		130	59	✓	✓	✓	✓	✓	✓	✓	✓	✓	✓	✓	✓	✓	✓	✓	✓	✓	✓	✓	4i
9000 5DR	84-98	SR1004		130	59	✓	✓	✓	✓	✓	✓	✓	✓	✓	✓	✓	✓	✓	✓	✓	✓	✓	✓	✓	4i


**SATURN**

Astra 3DR w/ Factory Rack*	08-10								✓	✓				✓	✓	✓	✓								10b
Astra 5DR w/ Factory Rack*	08-10								✓	✓				✓	✓	✓	✓								10b
Aura	08-10	SR1002		105	48	✓	✓	✓	✓	✓	✓	✓	✓	✓	✓	✓	✓	✓	✓	✓	✓	✓	✓	✓	10b
LW Wagon w/ Factory Rack*	00-04								✓	✓				✓	✓	✓	✓								10b
Relay w/ Raised Rails	05-07	SR1098		150	68	✓	✓	✓	✓	✓	✓	✓	✓	✓	✓	✓	✓	✓	✓	✓	✓	✓	✓	✓	
Vue W/ Factory Rack*	08-10	SR1098		150	68	✓	✓	✓	✓	✓	✓	✓	✓	✓	✓	✓	✓	✓	✓	✓	✓	✓	✓	✓	
Vue W/ Factory Rack*	06-07					✓	✓	✓	✓	✓	✓	✓	✓	✓	✓	✓	✓	✓	✓	✓	✓	✓	✓	✓	


**SUBARU**

Baja w/ Factory Rack*	03-07					✓	✓	✓	✓	✓	✓	✓	✓	✓	✓	✓	✓	✓	✓	✓	✓	✓	✓	✓	10b
DL Wagon	85-89	SR1001		130	59	✓	✓	✓	✓			✓	✓					✓	✓	✓	✓	✓	✓	✓	
GL 3DR	85-88	SR1001		130	59	✓	✓	✓	✓					✓	✓	✓	✓								
GL 4DR	85-89	SR1001		130	59	✓	✓	✓	✓	✓	✓	✓	✓	✓	✓	✓	✓								
GL Wagon	85-89	SR1001		130	59	✓	✓	✓	✓	✓	✓	✓	✓	✓	✓	✓	✓								
Forester w/ Factory Rack*	14-17	SR1098		150	68	✓	✓	✓	✓	✓	✓	✓	✓	✓	✓	✓	✓	✓	✓	✓	✓	✓	✓	✓	10b
Forester w/ Factory Rack*	09-13	SR1098		150	68	✓	✓	✓	✓	✓	✓	✓	✓	✓	✓	✓	✓	✓	✓	✓	✓	✓	✓	✓	10b
Impreza 2DR	94-01	SR1008	✓	130	59	✓	✓	✓	✓			✓	✓					✓	✓	✓	✓	✓	✓	✓	3x, 9o
Impreza 4DR	12-16	SR1010		105	48	✓	✓	✓	✓	✓	✓	✓	✓	✓	✓	✓	✓	✓	✓	✓	✓	✓	✓	✓	
Impreza 4DR	08-11	SR1010		105	48	✓	✓	✓	✓	✓	✓	✓	✓	✓	✓	✓	✓	✓	✓	✓	✓	✓	✓	✓	
Impreza 4DR	94-01	SR1008		120	55													✓	✓	✓	✓	✓	✓	✓	1b
Impreza 5DR	12-16	SR1010		130	59	✓	✓	✓	✓	✓	✓	✓	✓	✓	✓	✓	✓	✓	✓	✓	✓	✓	✓	✓	

**Vehicle fit information – Compatibilidades de vehículos – Información de ajuste al vehículo – Informações de ajuste do veículo**

Vehicle / Véhicule / Vehículo / Veículo		Base Rack System / Système de support de toit / Sistema de soporte de techo / Sistema de rack de teto			What accessories fit my Roof Rack System? / Quels accessoires s'adaptent à mon support de toit? / ¿Cuáles accesorios se adaptan a mi soporte de techo? / Quais acessórios são compatíveis com o meu sistema de rack de teto?													 Fits Tips / Conseils d'installation / Consejos de ajuste / Dicas de compatibilidade					
Make, Model and Number of Doors (DR) Marque, modèle et nombre de portes (DR) Marca, modelo y número de puertas (DR) Fabricante, Modelo e Número de Portas (DR)	Year / Année / Año / Ano	Part # / n° de pieza / Número da peça	SR1116 – Short Roof Adapter / Adaptateur de toit court / Adaptador para techo corto / Adaptador curto para teto	Weight/Limit / Limite de poids / Limite de peso		Bike Carriers / Porte-vélos / Portabicietas / Suportes para bicicleta				Roof Bags / Sacs de toit / Bolsos de cargo / Bagaço tipo mala		Roof Top Basket / Panier de toit / Canasto de carga / Bagaço tipo cesto		Roof Boxes / Coffres de toit / Baúles de carga / Bagaço tipo baú			Skis Carriers / Porte-skis / Suportes para esquis / Suportes para esquis		Kayak Carriers / Porte-kayak / Suportes de kayak / Suportes para caiaque				
				Lbs	Kg	SR4885	SR4883	SR4624	SR4883RP	SR8106	SR8107	SR9035	SR9036	SR7011	SR7016	SR7017	SR7018		SR7095	SR6453	SR6466	SR5514	SR5511
<b>SUBARU</b> (continued - suite - consecuencia - contínuo)																							
Impreza 5DR	08-11	SR1010		130	59	✓	✓	✓	✓	✓	✓	✓	✓	✓	✓	✓	✓	✓	✓	✓	✓	✓	
Impreza WRX / WRX STI 4DR w/ Factory Rack*	08-14					✓	✓	✓	✓	✓	✓	✓	✓	✓	✓	✓	✓	✓	✓	✓	✓	✓	10b
Impreza WRX / WRX STI 5DR w/ Factory Rack*	08-14					✓	✓	✓	✓	✓	✓	✓	✓	✓	✓	✓	✓	✓	✓	✓	✓	✓	10b
Impreza Outback 5DR	95-05	SR1008		130	59	✓	✓	✓	✓	✓	✓	✓	✓	✓	✓	✓	✓	✓	✓	✓	✓	✓	9q
Impreza Outback 5DR	95-05	SR1008	✓	130	59	✓	✓	✓	✓	✓	✓	✓	✓	✓	✓	✓	✓	✓	✓	✓	✓	✓	3x, 9q
Impreza Sport w/ Raised Rails	12-16					✓	✓	✓	✓	✓	✓	✓	✓	✓	✓	✓	✓	✓	✓	✓	✓	✓	10b
Impreza Wagon	94-05	SR1008		130	59	✓	✓	✓	✓	✓	✓	✓	✓	✓	✓	✓	✓	✓	✓	✓	✓	✓	9q
Impreza Wagon	94-05	SR1008	✓	130	59	✓	✓	✓	✓	✓	✓	✓	✓	✓	✓	✓	✓	✓	✓	✓	✓	✓	3x, 9q
Impreza Wagon w/ Raised Rails	12-16					✓	✓	✓	✓	✓	✓	✓	✓	✓	✓	✓	✓	✓	✓	✓	✓	✓	10b
Impreza Wagon w/ Factory Rack*	08-11					✓	✓	✓	✓	✓	✓	✓	✓	✓	✓	✓	✓	✓	✓	✓	✓	✓	10a
Impreza Wagon w/ Raised Rails	02-07	SR1098		110	50	✓	✓	✓	✓	✓	✓	✓	✓	✓	✓	✓	✓	✓	✓	✓	✓	✓	10a
Justy 3DR	87-95	SR1001		130	59	✓	✓	✓	✓	✓	✓	✓	✓	✓	✓	✓	✓	✓	✓	✓	✓	✓	
Justy 5DR	87-95	SR1001		130	59	✓	✓	✓	✓	✓	✓	✓	✓	✓	✓	✓	✓	✓	✓	✓	✓	✓	
Legacy 4DR	10-14	SR1010		90	41	✓	✓	✓	✓	✓	✓	✓	✓	✓	✓	✓	✓	✓	✓	✓	✓	✓	
Legacy 4DR	05-09	SR1008		90	41	✓	✓	✓	✓	✓	✓	✓	✓	✓	✓	✓	✓	✓	✓	✓	✓	✓	3x
Legacy 4DR	00-04	SR1008		130	59	✓	✓	✓	✓	✓	✓	✓	✓	✓	✓	✓	✓	✓	✓	✓	✓	✓	3x
Legacy 4DR	95-99	SR1008		130	59	✓	✓	✓	✓	✓	✓	✓	✓	✓	✓	✓	✓	✓	✓	✓	✓	✓	1b
Legacy 4DR	90-94	SR1008		130	59	✓	✓	✓	✓	✓	✓	✓	✓	✓	✓	✓	✓	✓	✓	✓	✓	✓	
Legacy Outback w/ Factory Rack*	00-06					✓	✓	✓	✓	✓	✓	✓	✓	✓	✓	✓	✓	✓	✓	✓	✓	✓	10a
Loyale 4DR	90-94	SR1001		130	59	✓	✓	✓	✓	✓	✓	✓	✓	✓	✓	✓	✓	✓	✓	✓	✓	✓	
Loyale Wagon	90-94	SR1001		130	59	✓	✓	✓	✓	✓	✓	✓	✓	✓	✓	✓	✓	✓	✓	✓	✓	✓	
Outback 4DR	00-01	SR1008		130	59	✓	✓	✓	✓	✓	✓	✓	✓	✓	✓	✓	✓	✓	✓	✓	✓	✓	3x
Outback Sport w/ Factory Rack*	02-11					✓	✓	✓	✓	✓	✓	✓	✓	✓	✓	✓	✓	✓	✓	✓	✓	✓	10a
Outback Wagon w/ Factory Rack*	15-17					✓	✓	✓	✓	✓	✓	✓	✓	✓	✓	✓	✓	✓	✓	✓	✓	✓	10b
Outback Wagon w/ Factory Rack*	13-14					✓	✓	✓	✓	✓	✓	✓	✓	✓	✓	✓	✓	✓	✓	✓	✓	✓	10b
Outback Wagon w/ Raised Rails	10-12					✓	✓	✓	✓	✓	✓	✓	✓	✓	✓	✓	✓	✓	✓	✓	✓	✓	10b
Outback Wagon w/ Raised Rails	08-09	SR1098		110	55	✓	✓	✓	✓	✓	✓	✓	✓	✓	✓	✓	✓	✓	✓	✓	✓	✓	10a
Outback Wagon w/ Raised Rails	05-07	SR1098		150	68	✓	✓	✓	✓	✓	✓	✓	✓	✓	✓	✓	✓	✓	✓	✓	✓	✓	10a
Outback Wagon w/ Factory Rack*	00-04					✓	✓	✓	✓	✓	✓	✓	✓	✓	✓	✓	✓	✓	✓	✓	✓	✓	10a
Tribeca w/ Factory Rack*	06-14	SR1098		130	59	✓	✓	✓	✓	✓	✓	✓	✓	✓	✓	✓	✓	✓	✓	✓	✓	✓	10b
WRX / STI Wagon w/ Raised Rails	12-14					✓	✓	✓	✓	✓	✓	✓	✓	✓	✓	✓	✓	✓	✓	✓	✓	✓	10a
WRX / STI Wagon w/ Raised Rails	08-11					✓	✓	✓	✓	✓	✓	✓	✓	✓	✓	✓	✓	✓	✓	✓	✓	✓	10a
WRX / STI Wagon w/ Raised Rails	02-07	SR1098		110	50	✓	✓	✓	✓	✓	✓	✓	✓	✓	✓	✓	✓	✓	✓	✓	✓	✓	10a
XT	85-91	SR1001		130	59	✓	✓	✓	✓	✓	✓	✓	✓	✓	✓	✓	✓	✓	✓	✓	✓	✓	
XT6	85-91	SR1001		130	59	✓	✓	✓	✓	✓	✓	✓	✓	✓	✓	✓	✓	✓	✓	✓	✓	✓	
XV Crosstrek 5DR	13-17									✓	✓			✓	✓	✓	✓	✓	✓	✓	✓	✓	10b
<b>SUZUKI</b>																							
Aerio 4DR	02-06	SR1002		130	59	✓	✓	✓	✓	✓	✓	✓	✓	✓	✓	✓	✓	✓	✓	✓	✓	✓	4i
Cultus 3DR	84-88	SR1003		130	59	✓	✓	✓	✓	✓	✓	✓	✓	✓	✓	✓	✓	✓	✓	✓	✓	✓	3u
Esteem 4DR	95-02	SR1003		105	48	✓	✓	✓	✓	✓	✓	✓	✓	✓	✓	✓	✓	✓	✓	✓	✓	✓	
Esteem Wagon w/ Factory Rack*	98-02					✓	✓	✓	✓	✓	✓	✓	✓	✓	✓	✓	✓	✓	✓	✓	✓	✓	10a

**Vehicle fit information – Compatibilidades de vehículos – Información de ajuste al vehículo – Informações de ajuste do veículo**

Vehicle / Véhicule / Veículo / Veículo		Base Rack System / Système de support de toit / Sistema de soporte de techo / Sistema de rack de teto				What accessories fit my Roof Rack System? Quels accessoires s'adaptent à mon support de toit ? ¿Cuáles accesorios se adaptan a mi soporte de techo? Quais acessórios são compatíveis com o meu sistema de rack de teto?												 Fits Tips / Conseils d'installation / Conselhos de ajuste / Dicas de compatibilidade							
Make, Model and Number of Doors (DR) Marque, modèle et nombre de portes (DR) Marca, modelo y número de puertas (DR) Fabricante, Modelo e Número de Portas (DR)	Year / Année / Año / Ano	Part # / n° de peça / Número da peça	SR1116 – Short Roof Adapter / Adaptateur de toit court / Adaptador para techo corto / Adaptador curto para teto	Weight Limit / Limite de poids / Limite del peso / Limite de peso	Bike Carriers / Porte-velos / Portabicicletas / Suportes para bicicleta	Roof Bags / Sacs de toit / Bolsos de carga / Bagaço tipo mala	Roof Top Basket / Panier de toit / Canasto de carga / Bagaço tipo cesto	Roof Boxes / Coffres de toit / Baúles de carga / Bagaço tipo baú	Skis Carriers / Porte-skis / Suportes para esquis / Suportes para esquis	Kayak Carriers / Porte-kayak / Suportes de kayak / Suportes para caiaque															
					Lbs	Kg	SR4885	SR4883	SR4624	SR4883RP	SR8106	SR8107	SR9035	SR9036	SR7011	SR7016	SR7017	SR7018	SR7095	SR6453	SR6466	SR5514	SR5511	SR5512	SR5513


**SUZUKI (continued - suite - consecuencia - contínuo)**

Forenza Wagon w/ Factory Rack*	05-08					✓	✓	✓	✓	✓	✓	✓	✓	✓	✓	✓	✓	✓	✓	✓	✓	✓	✓	✓	✓	10a
Forsa 3DR	84-88	SR1003		130	59	✓	✓	✓	✓	✓	✓	✓	✓	✓	✓	✓	✓	✓	✓	✓	✓	✓	✓	✓	✓	9o
Forsa 3DR	84-88	SR1003	✓	130	59	✓	✓	✓	✓	✓	✓	✓	✓	✓	✓	✓	✓	✓	✓	✓	✓	✓	✓	✓	✓	3u
Forsa 5DR	84-88	SR1003		130	59	✓	✓	✓	✓	✓	✓	✓	✓	✓	✓	✓	✓	✓	✓	✓	✓	✓	✓	✓	✓	10b
Grand Vitara w/ Factory Rack*	07-13					✓	✓	✓	✓	✓	✓	✓	✓	✓	✓	✓	✓	✓	✓	✓	✓	✓	✓	✓	✓	10a
Grand Vitara w/ Factory Rack*	99-06	SR1098		150	68	✓	✓	✓	✓	✓	✓	✓	✓	✓	✓	✓	✓	✓	✓	✓	✓	✓	✓	✓	✓	10a
Samurai 3DR	83-98	SR1001		130	59	✓	✓	✓	✓	✓	✓	✓	✓	✓	✓	✓	✓	✓	✓	✓	✓	✓	✓	✓	✓	
Sidekick 3DR	89-98	SR1002		130	59	✓	✓	✓	✓	✓	✓	✓	✓	✓	✓	✓	✓	✓	✓	✓	✓	✓	✓	✓	✓	
Swift 3DR	95-00	SR1003		130	59	✓	✓	✓	✓	✓	✓	✓	✓	✓	✓	✓	✓	✓	✓	✓	✓	✓	✓	✓	✓	
Swift 3DR	95-00	SR1003	✓	130	59	✓	✓	✓	✓	✓	✓	✓	✓	✓	✓	✓	✓	✓	✓	✓	✓	✓	✓	✓	✓	3u, 9o
Swift 3DR	89-94	SR1004		90	41															✓	✓	✓	✓	✓	✓	
Swift 3DR	89-94	SR1004	✓	130	59	✓	✓	✓	✓	✓	✓	✓	✓	✓	✓	✓	✓	✓	✓	✓	✓	✓	✓	✓	✓	9o
Swift 4DR	89-94	SR1004		90	41	✓	✓	✓	✓	✓	✓	✓	✓	✓	✓	✓	✓	✓	✓	✓	✓	✓	✓	✓	✓	
Swift 5DR	89-94	SR1004		130	59	✓	✓	✓	✓	✓	✓	✓	✓	✓	✓	✓	✓	✓	✓	✓	✓	✓	✓	✓	✓	
SX4 5DR w/ Factory Rack*	07-13	SR1098		150	68	✓	✓	✓	✓	✓	✓	✓	✓	✓	✓	✓	✓	✓	✓	✓	✓	✓	✓	✓	✓	1a, 10a
Vitara w/ Factory Rack*	99-04	SR1098		150	68	✓	✓	✓	✓	✓	✓	✓	✓	✓	✓	✓	✓	✓	✓	✓	✓	✓	✓	✓	✓	10a
XL7 w/ Factory Rack*	07-09					✓	✓	✓	✓	✓	✓	✓	✓	✓	✓	✓	✓	✓	✓	✓	✓	✓	✓	✓	✓	10b
XL7 w/ Factory Rack*	01-06	SR1098		150	68	✓	✓	✓	✓	✓	✓	✓	✓	✓	✓	✓	✓	✓	✓	✓	✓	✓	✓	✓	✓	10a

**TOYOTA**

4Runner 3DR	90-98	SR1005	✓	90	41	✓	✓	✓	✓	✓	✓	✓	✓	✓	✓	✓	✓	✓	✓	✓	✓	✓	✓	✓	✓	9o
4Runner 5DR	90-02	SR1004		90	41	✓	✓	✓	✓	✓	✓	✓	✓	✓	✓	✓	✓	✓	✓	✓	✓	✓	✓	✓	✓	
4Runner 5DR w/ Factory Rack*	10-17	SR1098		150	68	✓	✓	✓	✓	✓	✓	✓	✓	✓	✓	✓	✓	✓	✓	✓	✓	✓	✓	✓	✓	10a
4Runner 5DR w/ Factory Rack*	03-09	SR1098		150	68	✓	✓	✓	✓	✓	✓	✓	✓	✓	✓	✓	✓	✓	✓	✓	✓	✓	✓	✓	✓	10a
Camry 2DR	92-96	SR1005		130	59															✓	✓	✓	✓	✓	✓	
Camry 2DR	92-96	SR1005	✓	130	59	✓	✓	✓	✓	✓	✓	✓	✓	✓	✓	✓	✓	✓	✓	✓	✓	✓	✓	✓	✓	9o
Camry 4DR	12-17	SR1002		90	41	✓	✓	✓	✓	✓	✓	✓	✓	✓	✓	✓	✓	✓	✓	✓	✓	✓	✓	✓	✓	
Camry 4DR	07-11	SR1002		90	41	✓	✓	✓	✓	✓	✓	✓	✓	✓	✓	✓	✓	✓	✓	✓	✓	✓	✓	✓	✓	
Camry 4DR	97-01	SR1005		130	59	✓	✓	✓	✓	✓	✓	✓	✓	✓	✓	✓	✓	✓	✓	✓	✓	✓	✓	✓	✓	4i
Camry 4DR	92-96	SR1005		130	59	✓	✓	✓	✓	✓	✓	✓	✓	✓	✓	✓	✓	✓	✓	✓	✓	✓	✓	✓	✓	
Camry 4DR	87-91	SR1001		130	59	✓	✓	✓	✓	✓	✓	✓	✓	✓	✓	✓	✓	✓	✓	✓	✓	✓	✓	✓	✓	
Camry 4DR	82-86	SR1001		130	59	✓	✓	✓	✓	✓	✓	✓	✓	✓	✓	✓	✓	✓	✓	✓	✓	✓	✓	✓	✓	
Camry Wagon	87-91	SR1001		130	59	✓	✓	✓	✓	✓	✓	✓	✓	✓	✓	✓	✓	✓	✓	✓	✓	✓	✓	✓	✓	
Camry Wagon	92-97	SR1005		130	59	✓	✓	✓	✓	✓	✓	✓	✓	✓	✓	✓	✓	✓	✓	✓	✓	✓	✓	✓	✓	
Camry Wagon	82-86	SR1001		130	59	✓	✓	✓	✓	✓	✓	✓	✓	✓	✓	✓	✓	✓	✓	✓	✓	✓	✓	✓	✓	
Camry Wagon w/ Factory Rack*	92-97	SR1099		150	68	✓	✓	✓	✓	✓	✓	✓	✓	✓	✓	✓	✓	✓	✓	✓	✓	✓	✓	✓	✓	10a
Celica 2DR	86-89	SR1008		130	59															✓	✓	✓	✓	✓	✓	4
Celica 2DR	86-89	SR1008	✓	130	59	✓	✓	✓	✓	✓	✓	✓	✓	✓	✓	✓	✓	✓	✓	✓	✓	✓	✓	✓	✓	4, 9o
Celica 3DR	00-05	SR1008	✓	90	41	✓	✓	✓	✓	✓	✓	✓	✓	✓	✓	✓	✓	✓	✓	✓	✓	✓	✓	✓	✓	9o
Celica 3DR	90-93	SR1008	✓	130	59	✓	✓	✓	✓	✓	✓	✓	✓	✓	✓	✓	✓	✓	✓	✓	✓	✓	✓	✓	✓	9o
Celica 3DR	86-89	SR1008	✓	130	59	✓	✓	✓	✓	✓	✓	✓	✓	✓	✓	✓	✓	✓	✓	✓	✓	✓	✓	✓	✓	9o
Celica 3DR	79-85	SR1003		130	59															✓	✓	✓	✓	✓	✓	1b
Corolla 4DR	14-17	SR1010		105	48	✓	✓	✓	✓	✓	✓	✓	✓	✓	✓	✓	✓	✓	✓	✓	✓	✓	✓	✓	✓	
Corolla 4DR	09-13	SR1002		105	48	✓	✓	✓	✓	✓	✓	✓	✓	✓	✓	✓	✓	✓	✓	✓	✓	✓	✓	✓	✓	

**Vehicle fit information – Compatibilidades de vehículos – Información de ajuste al vehículo – Informações de ajuste do veículo**


Vehicle / Véhicule / Vehículo / Veículo		Base Rack System / Système de support de toit / Sistema de soporte de techo / Sistema de rack de teto		What accessories fit my Roof Rack System? Quels accessoires s'adaptent à mon support de toit ? ¿Cuáles accesorios se adaptan a mi soporte de techo? Quais acessórios são compatíveis com o meu sistema de rack de teto?												 Fits Tips / Conseils d'installation / Consejos de ajuste / Dicas de compatibilidade				
Make, Model and Number of Doors (DR) Marque, modèle et nombre de portes (DR) Marca, modelo y número de puertas (DR) Fabricante, Modelo e Número de Portas (DR)	Year / Année / Año / Ano	Part # / n° de pieza / Número da peça	SR1116 – Short Roof Adapter / Adaptateur de toit court / Adaptador para techo corto / Adaptador curto para teto	Weight Limit / Limite de poids / Limite de peso / Limite de peso		Bike Carriers / Porte-vélos / Portabicietas / Suportes para bicicleta				Roof Bags / Sacs de toit / Bolsos de carga / Bagaço tipo mala / Bagaço tipo mala		Roof Top Basket / Panier de toit / Canasto de carga / Bagaço tipo cesto		Roof Boxes / Coffres de toit / Baúles de carga / Bagaço tipo baú			Skis Carriers / Porte-skis / Suportes para esquis / Suportes para esquis		Kayak Carriers / Porte-kayak / Suportes de kayak / Suportes para caiaque	
				Lbs	Kg	SR4885	SR4883	SR4624	SR4883RP	SR8106	SR8107	SR9035	SR9036	SR7011	SR7016		SR7017	SR7018	SR7095	SR6453

**TOYOTA** (continued - suite - consecuencia - contínuo)

Corolla 4DR	03-08	SR1002		105	48	✓	✓	✓	✓	✓	✓	✓	✓	✓	✓	✓	✓	✓	✓	✓	✓	✓	4i
Corolla 4DR	98-02	SR1008		130	59	✓	✓	✓	✓	✓	✓	✓	✓	✓	✓	✓	✓	✓	✓	✓	✓	✓	
Corolla 4DR	93-97	SR1008		130	59	✓	✓	✓	✓	✓	✓	✓	✓	✓	✓	✓	✓	✓	✓	✓	✓	✓	
Corolla 4DR	88-92	SR1001		130	59	✓	✓	✓	✓	✓	✓	✓	✓	✓	✓	✓	✓	✓	✓	✓	✓	✓	
Corolla 4DR	80-87	SR1001		130	59	✓	✓	✓	✓	✓	✓	✓	✓	✓	✓	✓	✓	✓	✓	✓	✓	✓	
Corolla GTS 2DR	85-91	SR1004		130	59												✓	✓					
Corolla GTS 2DR	85-91	SR1004	✓	130	59	✓	✓	✓	✓	✓	✓	✓	✓	✓	✓	✓	✓	✓	✓	✓	✓	✓	9o
Corolla SR5 2DR	85-91	SR1004		130	59												✓	✓					
Corolla SR5 2DR	85-91	SR1004	✓	130	59	✓	✓	✓	✓	✓	✓	✓	✓	✓	✓	✓	✓	✓	✓	✓	✓	✓	9o
Corolla Wagon	93-97	SR1001		130	59	✓	✓	✓	✓	✓	✓	✓	✓	✓	✓	✓	✓	✓	✓	✓	✓	✓	
Corolla Wagon	88-92	SR1001		130	59	✓	✓	✓	✓	✓	✓	✓	✓	✓	✓	✓	✓	✓	✓	✓	✓	✓	
Corolla Wagon w/ Factory Rack*	93-97	SR1098		110	55	✓	✓	✓	✓	✓	✓	✓	✓	✓	✓	✓	✓	✓	✓	✓	✓	✓	10a
Corolla Wagon w/ Factory Rack*	88-92	SR1098		110	55	✓	✓	✓	✓	✓	✓	✓	✓	✓	✓	✓	✓	✓	✓	✓	✓	✓	10a
Cressida 4DR	85-88	SR1003		130	59	✓	✓	✓	✓	✓	✓	✓	✓	✓	✓	✓	✓	✓	✓	✓	✓	✓	
Echo 2DR	00-05	SR1003	✓	105	48	✓	✓	✓	✓	✓	✓	✓	✓	✓	✓	✓	✓	✓	✓	✓	✓	✓	4i, 9o
Echo 4DR	00-05	SR1003		105	48	✓	✓	✓	✓	✓	✓	✓	✓	✓	✓	✓	✓	✓	✓	✓	✓	✓	4i
Echo 5DR	04-05	SR1003		130	59	✓	✓	✓	✓	✓	✓	✓	✓	✓	✓	✓	✓	✓	✓	✓	✓	✓	3y, 4i, 9q
FJ Cruiser w/ Factory Rack*	07-14	SR1098		150	68	✓	✓	✓	✓	✓	✓	✓	✓	✓	✓	✓	✓	✓	✓	✓	✓	✓	10b
FX16	87-89	SR1001		130	59	✓	✓	✓	✓								✓	✓	✓	✓	✓	✓	
Highlander w/ Factory Rack*	14-17					✓	✓	✓	✓	✓	✓	✓	✓	✓	✓	✓	✓	✓	✓	✓	✓	✓	10b
Highlander w/ Factory Rack*	10-13	SR1098		150	68	✓	✓	✓	✓	✓	✓	✓	✓	✓	✓	✓	✓	✓	✓	✓	✓	✓	
Highlander w/ Factory Rack*	08-09	SR1098		150	68	✓	✓	✓	✓	✓	✓	✓	✓	✓	✓	✓	✓	✓	✓	✓	✓	✓	10a
Highlander w/ Factory Rack*	01-07	SR1098		150	68	✓	✓	✓	✓	✓	✓	✓	✓	✓	✓	✓	✓	✓	✓	✓	✓	✓	
Land Cruiser w/ Factory Rack*	98-14					✓	✓		✓	✓							✓						10b
Land Cruiser	93-97	SR1001		130	59	✓	✓	✓	✓	✓	✓	✓	✓	✓	✓	✓	✓	✓	✓	✓	✓	✓	
Matrix w/ Factory Rack*	09-14								✓	✓							✓	✓	✓	✓	✓	✓	10b
Matrix w/ Factory Rack*	03-08	SR1098		150	68	✓	✓	✓	✓	✓	✓	✓	✓	✓	✓	✓	✓	✓	✓	✓	✓	✓	10b
MR-2	90-97	SR1003		130	59												✓	✓					3c
MR-2	85-89	SR1001		130	59	✓	✓	✓	✓								✓	✓	✓	✓	✓	✓	
Paseo 2DR	91-97	SR1008		130	59												✓	✓					
Paseo 2DR	91-97	SR1008	✓	130	59	✓	✓	✓	✓	✓	✓	✓	✓	✓	✓	✓	✓	✓	✓	✓	✓	✓	9o
Pickup	79-89	SR1001		130	59	✓	✓	✓	✓								✓	✓	✓	✓	✓	✓	
Pickup Xtra Cab	89-95	SR1004		130	59												✓	✓					
Pickup Xtra Cab	89-95	SR1004	✓	130	59	✓	✓	✓	✓	✓	✓	✓	✓	✓	✓	✓	✓	✓	✓	✓	✓	✓	9o
Previa w/ Factory Rack*	91-98	SR1098		110	55	✓	✓	✓	✓	✓	✓	✓	✓	✓	✓	✓	✓	✓	✓	✓	✓	✓	10a
Prius 5DR	10-15	SR1002		105	48	✓	✓	✓	✓	✓	✓	✓	✓	✓	✓	✓	✓	✓	✓	✓	✓	✓	
Prius 5DR	04-09	SR1002		105	48	✓	✓	✓	✓	✓	✓	✓	✓	✓	✓	✓	✓	✓	✓	✓	✓	✓	
Rav 4 3DR	95-00	SR1002		130	59												✓	✓					
Rav 4 3DR	95-00	SR1002	✓	130	59	✓	✓	✓	✓	✓	✓	✓	✓	✓	✓	✓	✓	✓	✓	✓	✓	✓	9o
Rav 4 5DR	01-05	SR1002		130	59	✓	✓	✓	✓	✓	✓	✓	✓	✓	✓	✓	✓	✓	✓	✓	✓	✓	4i
Rav 4 5DR	95-00	SR1002		130	59	✓	✓	✓	✓	✓	✓	✓	✓	✓	✓	✓	✓	✓	✓	✓	✓	✓	
Rav 4 w/ Factory Rack*	13-17					✓	✓	✓	✓	✓	✓	✓	✓	✓	✓	✓	✓	✓	✓	✓	✓	✓	10b
Rav 4 w/ Factory Rack*	06-12	SR1098		150	68	✓	✓	✓	✓	✓	✓	✓	✓	✓	✓	✓	✓	✓	✓	✓	✓	✓	10a

\*Vehicle with Factory Rack \*Véhicule avec supports d'origine \*Vehículo con portaequipajes de fábrica \* Veículo com Rack de Fábrica

**Vehicle fit information – Compatibilidades de vehículos – Información de ajuste al vehículo – Informações de ajuste do veículo**

Vehicle / Véhicule / Veículo / Veículo		Base Rack System / Système de support de toit / Sistema de soporte de techo / Sistema de rack de teto		What accessories fit my Roof Rack System? Quels accessoires s'adaptent à mon support de toit ? ¿Cuáles accesorios se adaptan a mi soporte de techo? Quais acessórios são compatíveis com o meu sistema de rack de teto?												 Fits Tips / Conseils d'installation / Dicas de compatibilidade						
Make, Model and Number of Doors (DR) Marque, modèle et nombre de portes (DR) Marca, modelo y número de puertas (DR) Fabricante, Modelo e Número de Portas (DR)	Year / Année / Año / Ano	Part # / n° de peça / Número da peça	SR1116 – Short Roof Adapter / Adaptateur de toit court / Adaptador para techo corto / Adaptador curto para teto	Weight Limit / Limite de poids / Limite del peso / Limite de peso		Bike Carriers / Porte-vélos / Portabicicletas / Suportes para bicicleta				Roof Bags / Sacs de toit / Boises de cargo / Bagaço tipo mala		Roof Top Basket / Panier de toit / Canasto de carga / Bagaço tipo cesto		Roof Boxes / Coffres de toit / Baulés de carga / Bagaço tipo baú			Skis Carriers / Porte-skis / Suportes para esquis / Suportes para esquis		Kayak Carriers / Porte-kayak / Suportes de kayak / Suportes para caiaque			
				Lbs	Kg	SR4885	SR4883	SR4624	SR4883RP	SR8106	SR8107	SR9035	SR9036	SR7011	SR7016		SR7017	SR7018	SR7095	SR6453	SR6466	SR5514

**TOYOTA** (continued - suite - consecuencia - contínuo)


Rav 4 w/ Factory Rack*	01-05	SR1098		150	68	✓	✓	✓	✓	✓	✓	✓	✓	✓	✓	✓	✓	✓	✓	✓	✓	✓	10a
Sequoia w/ Factory Rack*	08-17	SR1099		150	68	✓	✓	✓	✓	✓	✓	✓	✓	✓	✓	✓	✓	✓	✓	✓	✓	✓	10a
Sequoia w/ Factory Rack*	01-07	SR1099		150	68	✓	✓	✓	✓	✓	✓	✓	✓	✓	✓	✓	✓	✓	✓	✓	✓	✓	10a
Sienna w/ Factory Rack*	15-17					✓	✓	✓	✓	✓	✓	✓	✓	✓	✓	✓	✓	✓	✓	✓	✓	✓	10a
Sienna w/ Factory Rack*	10-14					✓	✓	✓	✓	✓	✓	✓	✓	✓	✓	✓	✓	✓	✓	✓	✓	✓	10a
Sienna w/ Factory Rack*	04-09	SR1098		150	68	✓	✓	✓	✓	✓	✓	✓	✓	✓	✓	✓	✓	✓	✓	✓	✓	✓	10a
Sienna w/ Factory Rack*	98-03	SR1098		110	55	✓	✓	✓	✓	✓	✓	✓	✓	✓	✓	✓	✓	✓	✓	✓	✓	✓	10a
Solara 2DR	99-03	SR1008	✓	90	41	✓	✓	✓	✓	✓	✓	✓	✓	✓	✓	✓	✓	✓	✓	✓	✓	✓	3x, 9o
Supra 3DR	86-93	SR1008		130	59													✓					
Supra 3DR	86-93	SR1008	✓	130	59	✓	✓	✓	✓	✓	✓	✓	✓	✓	✓	✓	✓	✓	✓	✓	✓	✓	9o
Tacoma 2DR	96-00	SR1005	✓	130	59	✓	✓	✓	✓	✓	✓	✓	✓	✓	✓	✓	✓	✓	✓	✓	✓	✓	4i, 9o
Tacoma 4DR Double Cab	01-04	SR1005		130	59	✓	✓	✓	✓	✓	✓	✓	✓	✓	✓	✓	✓	✓	✓	✓	✓	✓	4i
Tercel 2DR	95-99	SR1003		130	59												✓	✓					
Tercel 2DR	95-99	SR1003	✓	130	59	✓	✓	✓	✓	✓	✓	✓	✓	✓	✓	✓	✓	✓	✓	✓	✓	✓	3u, 4i
Tercel 2DR	91-94	SR1008		130	59												✓	✓					
Tercel 2DR	91-94	SR1008	✓	130	59	✓	✓	✓	✓	✓	✓	✓	✓	✓	✓	✓	✓	✓	✓	✓	✓	✓	9o
Tercel 2DR	86-90	SR1003		130	59	✓	✓	✓	✓	✓	✓	✓	✓	✓	✓	✓	✓	✓	✓	✓	✓	✓	
Tercel 3DR	86-90	SR1003		130	59	✓	✓	✓	✓	✓	✓	✓	✓	✓	✓	✓	✓	✓	✓	✓	✓	✓	
Tercel 4DR	95-99	SR1003		130	59	✓	✓	✓	✓	✓	✓	✓	✓	✓	✓	✓	✓	✓	✓	✓	✓	✓	
Tercel 4DR	91-99	SR1003		130	59	✓	✓	✓	✓	✓	✓	✓	✓	✓	✓	✓	✓	✓	✓	✓	✓	✓	
Tercel 4DR	88-90	SR1001		130	59	✓	✓	✓	✓	✓	✓	✓	✓	✓	✓	✓	✓	✓	✓	✓	✓	✓	
Tercel 4DR	80-87	SR1001		130	59	✓	✓	✓	✓	✓	✓	✓	✓	✓	✓	✓	✓	✓	✓	✓	✓	✓	
Tercel 5DR	86-90	SR1003		130	59	✓	✓	✓	✓	✓	✓	✓	✓	✓	✓	✓	✓	✓	✓	✓	✓	✓	
Venza w/ Factory Rack*	09-15	SR1098		150	68	✓	✓	✓	✓	✓	✓	✓	✓	✓	✓	✓	✓	✓	✓	✓	✓	✓	10b
Yaris 4DR	07-12	SR1002		130	59	✓	✓	✓	✓	✓	✓	✓	✓	✓	✓	✓	✓	✓	✓	✓	✓	✓	
Yaris 5DR	06-15	SR1002		130	59	✓	✓	✓	✓	✓	✓	✓	✓	✓	✓	✓	✓	✓	✓	✓	✓	✓	

**VOLKSWAGEN**

Corrado 3DR	90-95	SR1003		130	59	✓	✓	✓	✓	✓	✓	✓	✓	✓	✓	✓	✓	✓	✓	✓	✓	✓	
Dasher 4DR w/ Raised Rails	74-81	SR1098		150	68	✓	✓	✓	✓	✓	✓	✓	✓	✓	✓	✓	✓	✓	✓	✓	✓	✓	
Dasher Wagon w/ Raised Rails	74-81	SR1098		150	68	✓	✓	✓	✓	✓	✓	✓	✓	✓	✓	✓	✓	✓	✓	✓	✓	✓	
Fox 2DR	87-94	SR1001		130	59	✓	✓	✓	✓	✓	✓	✓	✓	✓	✓	✓	✓	✓	✓	✓	✓	✓	
Fox 4DR	87-94	SR1001		130	59	✓	✓	✓	✓	✓	✓	✓	✓	✓	✓	✓	✓	✓	✓	✓	✓	✓	
Fox 5DR	87-94	SR1001		130	59	✓	✓	✓	✓	✓	✓	✓	✓	✓	✓	✓	✓	✓	✓	✓	✓	✓	
GLI 4DR	11-17	SR1010		130	59	✓	✓	✓	✓	✓	✓	✓	✓	✓	✓	✓	✓	✓	✓	✓	✓	✓	
GLI 4DR	05-10	SR1010		130	59	✓	✓	✓	✓	✓	✓	✓	✓	✓	✓	✓	✓	✓	✓	✓	✓	✓	
GTI 5DR	10-14	SR1010		105	48	✓	✓	✓	✓	✓	✓	✓	✓	✓	✓	✓	✓	✓	✓	✓	✓	✓	
GTI 5DR	06-09	SR1010		105	48	✓	✓	✓	✓	✓	✓	✓	✓	✓	✓	✓	✓	✓	✓	✓	✓	✓	
Golf 3DR	85-92	SR1001		130	59	✓	✓	✓	✓	✓	✓	✓	✓	✓	✓	✓	✓	✓	✓	✓	✓	✓	
Golf 5DR	10-14	SR1010		105	48	✓	✓	✓	✓	✓	✓	✓	✓	✓	✓	✓	✓	✓	✓	✓	✓	✓	
Golf 5DR	85-92	SR1001		130	59	✓	✓	✓	✓	✓	✓	✓	✓	✓	✓	✓	✓	✓	✓	✓	✓	✓	
Golf R 5DR	12-13	SR1010		105	48	✓	✓	✓	✓	✓	✓	✓	✓	✓	✓	✓	✓	✓	✓	✓	✓	✓	
Golf Wagon w/ Factory Rack*	10-15	SR1098		150	68	✓	✓	✓	✓	✓	✓	✓	✓	✓	✓	✓	✓	✓	✓	✓	✓	✓	10a
Golf SportWagen w/ Factory Rack*	16-17	SR1098		150	68	✓	✓	✓	✓	✓	✓	✓	✓	✓	✓	✓	✓	✓	✓	✓	✓	✓	10a




**Vehicle fit information – Compatibilidades de vehículos – Información de ajuste al vehículo – Informações de ajuste do veículo**

Vehicle / Véhicule / Vehículo / Veículo	Base Rack System / Système de support de toit / Sistema de soporte de techo / Sistema de rack de teto	What accessories fit my Roof Rack System? / Quels accessoires s'adaptent à mon support de toit? / ¿Cuáles accesorios se adaptan a mi soporte de techo? / Quais acessórios são compatíveis com o meu sistema de rack de teto?														 Fits Tips / Conseils d'installation / Consejos de ajuste / Dicas de compatibilidade														
		Make, Model and Number of Doors (DR) / Marque, modèle et nombre de portes (DR) / Marca, modelo y número de puertas (DR) / Fabricante, Modelo e Número de Portas (DR)	Year / Année / Año / Ano	Part # / n° de pieza / Número da peça	SR1116 – Short Roof Adapter / Adaptateur de toit court / Adaptador para techo corto / Adaptador curto para teto	Weight Limit / Limite de poids / Limite de peso	Lbs	Kg	SR4885	SR4883	SR4624	SR4883RP	SR8106	SR8107	SR9035		SR9036	SR7011	SR7016	SR7017	SR7018	SR7095	SR6453	SR6466	SR5514	SR5511	SR5512	SR5513		
<b>VOLKSWAGEN</b> (continued - suite - consecuencia - contínuo)																														
Jetta 4DR	11-17	SR1010		130	59																									
Jetta 4DR	05-10	SR1010		130	59																									
Jetta 4DR	85-92	SR1001		130	59																									
Jetta SportWagen w/ Factory Rack*	09-15	SR1098		150	68																									10a
Jetta Wagon w/ Raised Rails	06-08	SR1098		150	68																									
Jetta Wagon w/ Raised Rails	01-05	SR1098		150	68																									
Passat 4DR	90-97	SR1002		105	48																									
Passat Wagon	90-97	SR1002		130	59																									
Passat Wagon w/ Factory Rack*	07-10	SR1098		150	68																									10a
Passat Wagon w/ Factory Rack*	98-08	SR1098		150	68																									10a
Passat Wagon w/ Factory Rack*	90-97	SR1098		150	68																									10a
Quantum	82-88	SR1001		130	59																									
Quantum 4DR w/Raised Rails	82-88	SR1098		150	68																									
Rabbit 5DR	06-09	SR1010		105	48																									
Routan w/ Factory Rack*	11-14																													10b
Routan w/ Factory Rack*	09-10	SR1099		150	68																									10b
Tiguan w/ Factory Rack*	12-17	SR1098		150	68																									10a
Tiguan w/ Factory Rack*	08-11	SR1098		150	68																									10a
Touareg w/ Factory Rack*	11-17																													10b
Touareg w/ Factory Rack*	08-10	SR1099		150	68																									10b
Touareg w/ Factory Rack*	04-07	SR1099		150	68																									10b
Westfalia Camper	65-92	SR1001		130	59																									
<b>VOLVO</b>																														
S80 4DR	99-03	SR1002		130	59																									
S90 4DR	98-99	SR1001		130	59																									
200 Series 4DR	74-93	SR1001		130	59																									
200 Series Wagon	74-93	SR1001		130	59																									
200 Series Wagon w/ Factory Rack*	74-93	SR1098		150	68																									10a
700 Series 2DR	83-92	SR1001		130	59																									
700 Series 4DR	83-92	SR1001		130	59																									
700 Series Wagon	83-92	SR1001		130	59																									
700 Series Wagon w/ Factory Rack*	83-92	SR1098		150	68																									10a
850 Wagon	93-97	SR1010		130	59																									
850 Wagon w/ Factory Rack*	93-97	SR1099		150	68																									10a
900 Series 4DR	91-98	SR1001		130	59																									
900 Series Wagon	91-97	SR1001		130	59																									
V40 w/ Raised Rails	00-04	SR1098		150	68																									
V50 Wagon w/ Factory Rack*	05-11	SR1098		150	68																									10a
V70 Wagon	98-00	SR1010		130	59																									
V70 Wagon w/ Factory Rack*	98-10	SR1098		150	68																									10a
V70 XC w/ Factory Rack*	98-04	SR1098		150	68																									10a
V90 Wagon	98-00	SR1001		130	59																									
XC60 w/ Factory Rack*	09-17																													10b

\*Vehicle with Factory Rack \*Vehículo avec supports d'origine \*Vehículo con portaequipajes de fábrica \* Veículo com Rack de Fábrica

**Vehicle fit information – Compatibilidades de vehículos – Información de ajuste al vehículo – Informações de ajuste do veículo**

Vehicle / Véhicule / Vehículo / Veículo		Base Rack System / Système de support de toit / Sistema de soporte de techo / Sistema de rack de teto				What accessories fit my Roof Rack System? Quels accessoires s'adaptent à mon support de toit ? ¿Cuáles accesorios se adaptan a mi soporte de techo? Quais acessórios são compatíveis com o meu sistema de rack de teto?												 Fits Tips / Conseils d'installation / Consejos del ajuste / Dicas de compatibilidade																
Make, Model and Number of Doors (DR) Marque, modèle et nombre de portes (DR) Marca, modelo y número de puertas (DR) Fabricante, Modelo e Número de Portas (DR)	Year / Année / Año / Ano	Part # / n° de pièce / N° de peça / Número da peça	SR1116 – Short Roof Adapter / Adaptateur de toit court / Adaptador para techo corto / Adaptador curto para teto	Weight Limit / Limite de poids / Limite del peso / Limite de peso	Bike Carriers / Porte-vélos / Portabicicletas / Soportes para bicicleta	Roof Bags / Sacs de toit / Bolsos de cargo / Bagaço tipo mala	Roof Top Basket / Panier de toit / Canasto de cargo / Bagaço tipo cesto	Roof Boxes / Coffres de toit / Baulés de carga / Bagaço tipo baú	Skis Carriers / Porte-skis / Soportes para esquís / Soportes para esquís	Kayak Carriers / Porte-kayak / Soportes de kayak / Soportes para caiaque	Lbs		Kg		SR4885	SR4883	SR4624		SR4883RP	SR8106	SR8107	SR9035	SR9036	SR7011	SR7016	SR7017	SR7018	SR7095	SR6453	SR6466	SR5514	SR5511	SR5512	SR5513
<b>VOLVO</b> (continued - suite - consecuencia - contínuo)																																		
XC70 w/ Factory Rack*	10-16					✓	✓	✓	✓	✓	✓	✓	✓	✓	✓	✓	✓	✓	✓	✓	✓	✓	✓	✓	✓	✓	✓	✓	✓	✓	✓	✓	✓	10a
XC70 w/ Factory Rack*	01-09	SR1098		150	68	✓	✓	✓	✓	✓	✓	✓	✓	✓	✓	✓	✓	✓	✓	✓	✓	✓	✓	✓	✓	✓	✓	✓	✓	✓	✓	✓	✓	10a
XC90 w/ Factory Rack*	16-17	SR1099		150	68	✓	✓	✓	✓	✓	✓	✓	✓	✓	✓	✓	✓	✓	✓	✓	✓	✓	✓	✓	✓	✓	✓	✓	✓	✓	✓	✓	✓	10a
XC90 w/ Factory Rack*	03-15	SR1098		150	68	✓	✓	✓	✓	✓	✓	✓	✓	✓	✓	✓	✓	✓	✓	✓	✓	✓	✓	✓	✓	✓	✓	✓	✓	✓	✓	✓	✓	10a



## FIT TIPS

- 1a** Do not exceed the maximum load recommended by the car manufacturer.
- 1b** Do not load large, long, or heavy objects on rack (furniture, boats, sailboards, car top boxes, etc...).
- 1g** For models with hard top only.
- 3b** Install hook in groove above door.
- 3c** Insert hook between rubber molding and solid roof detail (use a plastic card, calling card type, to gently pry molding away from vehicle).
- 3h** Separate rubber molding from roof sill, insert hook on sill, then reposition molding.
- 3m** Anchor to roof edge.
- 3u** Attachment mechanism must be extremely tight to secure bar on roof.
- 3x** Tighten bars until they are firm. Do not over tighten as overtightening may deform roof.
- 3y** Both sides of the bar must be tightened simultaneously.
- 4i** Hold the hook while tightening the mechanism.
- 4j** Tighten until the hook deforms. The deformation must be big enough so that the rubbered surface of the hook is fully in contact with the car anchoring surface.
- 4l** Insert hook between rubber molding and plastic or chromed molding.
- 5f** Install hook at manufacturer's recommended point of attachment.
- 9b** Sun roof will not open.
- 9d** Remove rack when not in use: the rubber door seal or trim may deform under prolonged contact with any roof rack brackets.
- 9o** The 2 door short roof adapter is required for any load other than skis and/or snowboards.
- 9q** Skis and/or snowboards and bicycles only.
- 10a** If your vehicle has factory crossbars, you do not need to purchase an additional rack system.
- 10b** Factory crossbars are required to fit boxes and bags to this vehicle.  
Please contact your auto manufacturer to purchase these crossbars.



## CONSEILS D'INSTALLATION

- 1a** Ne pas dépasser la charge maximum prévue par le constructeur du véhicule.
- 1b** Ne pas utiliser pour des objets volumineux ou des charges excessives (meuble, planche à voile, valise ou coffre de toit,...).
- 1g** Seulement pour véhicules munis de toit rigide (hard-top).
- 3b** Accrocher dans la rainure au-dessus de la porte.
- 3c** Accrocher entre la garniture de caoutchouc et un appui solide du toit (utiliser si nécessaire une carte de type téléphone pour introduire le crochet ou la contre-patte).
- 3h** Ecarter la garniture de caoutchouc, installer le crochet sur le longeron puis replacer la garniture.
- 3m** Accrocher sur le rebord du toit.
- 3u** Serrer fortement le mécanisme de serrage des barres pour une installation sécuritaire sur le toit de véhicule.
- 3x** Un serrage ferme est suffisant, ne pas serrer les barres au maximum afin d'éviter une déformation du toit.
- 3y** Le serrage doit être effectué simultanément des deux cotés.
- 4i** Tenir le crochet bien enfoncé pendant le serrage.
- 4j** Serrer jusqu'à ce que la déformation du crochet provoque un contact parfait entre la surface recouverte de l'autocollant de caoutchouc et le plan d'appui sur le véhicule.
- 4l** Insérer le crochet entre le joint de caoutchouc et la moulure plastifiée ou chromée.
- 5f** Installer au point d'ancrage recommandé par le fabricant.
- 9b** Le toit ouvrant ne pourra pas fonctionner.
- 9d** Enlever les barres en cas de non utilisation: le joint de portière ou la garniture en caoutchouc pourrait se déformer en cas de contact prolongé avec toute contre-patte.
- 9o** L'adaptateur de toit court est requis pour toute charge autre que des skis et/ou planches à neige.
- 9q** Seulement pour skis et/ou planches à neige et vélos.
- 10a** Si votre véhicule a des traverses en usine, vous n'avez pas besoin d'acheter un système de support supplémentaires.
- 10b** Les barres transversales d'usine sont nécessaires pour équiper les boîtes et les sacs à ce véhicule. S'il vous plaît contacter votre fabricant d'automobiles pour l'achat de ces barres transversales.



## CONSEJOS DEL AJUSTE

- 1a** No supere el valor de carga máxima recomendado por el fabricante del vehículo.
- 1b** No cargue objetos largos, grandes o pesados en el soporte (muebles, botes, tablas de vela, baúles de techo, etc.).
- 1g** Solo apto para modelos con techo rígido.
- 3b** Instale el gancho en la ranura sobre la puerta.
- 3c** Inserte el gancho entre la moldura de goma y el extremo del techo rígido (use una tarjeta de plástico, como una tarjeta telefónica, para levantar levemente la moldura del vehículo).
- 3h** Separe la moldura de goma del umbral del techo, inserte el gancho en el umbral y, luego, vuelva a colocar la moldura.
- 3m** Fíjelo al extremo del techo.
- 3u** El mecanismo de fijación debe ajustarse firmemente para asegurar la barra al techo.
- 3x** Ajuste las barras hasta que queden firmes. No las ajuste excesivamente, ya que puede deformarse el techo.
- 3y** Ajuste ambos lados de la barra de forma simultánea.
- 4i** Sostenga el gancho mientras ajusta el mecanismo.
- 4j** Ajústelo hasta que el gancho se deforme. La deformación debe permitir que la superficie de goma del gancho quede completamente en contacto con la superficie de fijación del vehículo.
- 4l** Inserte el gancho entre la moldura de goma y la moldura de plástico o cromada.
- 5f** Coloque el gancho en el punto de instalación recomendado por el fabricante.
- 9b** El parasol del techo no se abrirá.
- 9d** Retire el soporte cuando no esté en uso. Es posible que el sello o reborde de goma de la puerta se deforme a causa del contacto prolongado con las abrazaderas del soporte de techo.
- 9o** Para transportar cualquier carga que no sean esquíes o tablas de nieve, se necesita el adaptador de techo corto para vehículos de 2 puertas.
- 9q** Solo para transportar esquíes, tablas de nieve y bicicletas.
- 10a** Si el vehículo trae travesaños de fábrica, no es necesario comprar un sistema de soporte adicional.
- 10b** Los travesaños de fábrica son necesarios para instalar cajas y bolsos en este vehículo. Comuníquese con el fabricante del vehículo para comprar estos travesaños.



## DICAS DE COMPATIBILIDADE

- 1a** Não exceda a carga máxima recomendada pelo fabricante do carro.
- 1b** Não carregue objetos largos, longos ou pesados no rack (móveis, barcos, veleiros, malas de teto etc...).
- 1g** Apenas para modelos com tetos resistentes.
- 3b** Instale o gancho no encaixe acima da porta.
- 3c** Insira o gancho entre a moldagem de borracha e o detalhe do teto sólido (use um cartão de plástico ou semelhante para puxar gentilmente a moldagem do veículo).
- 3h** Separe a moldagem de borracha da soleira do teto, insira o gancho na soleira e reposicione a moldagem.
- 3m** Fixe no canto do teto.
- 3u** O mecanismo de anexação deve estar extremamente firme para segurar a barra no teto.
- 3x** Aperte as barras até que estejam firmes. Não aperte demais, pois isso pode deformar o teto.
- 3y** Ambos os lados da barra devem ser apertadas simultaneamente.
- 4i** Segure o gancho enquanto aperta o mecanismo.
- 4j** Aperte até que o gancho se deforme. A deformação deve ser grande o suficiente para que a superfície emborrachada do gancho esteja em total contato com a superfície de fixação do carro.
- 4l** Insira o gancho entre a moldagem de borracha e a moldagem plástica ou cromada.
- 5f** Instale o gancho no ponto de anexação recomendada pelo fabricante.
- 9b** Teto solar não abrirá.
- 9d** Remova o rack quando não estiver em uso: o lacre de borracha da porta pode deformar sob contato prolongado com qualquer suporte de rack de teto.
- 9o** O adaptador de teto curto para duas portas é necessário para qualquer carga que não sejam esquis e/ou snowboards.
- 9q** Apenas esquis e/ou snowboards e bicicletas.
- 10a** Se o seu veículo tem barras de fábrica, você não precisa comprar nenhum sistema de rack adicional.
- 10b** Barras de fábrica são necessárias para encaixar caixas e malas neste veículo. Por favor, contate o fabricante do automóvel para comprar estas barras.



# SportRack

## 2017

**Fit Guide**

**Guide d'achat**

**Guía de compras**

**Fit Guia**

### EN SportRack Roof Rack System

- SportRack Roof Rack Systems are the all-in-one, ready to go bar system that is easy to install.
- It includes bars, hooks, feet, locks that are pre-assembled.
- Models available for vehicles with no existing roof rack system or with raised factory side rails.
- Adjustment tool included for quick and easy installation.
- Up to 130 lbs. / 59 kg load capacity handles most sports equipment or cargo.
- Adapter available for installation on 2- and 3-door vehicles.

### FR Système de support de toit SportRack

- Les systèmes de support de toit SportRack sont des systèmes tout-en-un faciles à installer.
- Ils comprennent des barres, des crochets et des verrous préassemblés.
- Modèles disponibles pour véhicules n'ayant pas de système de support de toit ou munis de longerons latéraux surélevés d'origine.
- Outils de réglage inclus pour une installation rapide et facile.
- Capacité de charge jusqu'à 130 lb/59 kg pour transporter la plupart des équipements de sport et charges.
- Adaptateur disponible pour installation sur des véhicules à 2 et 3 portes.

### ES Sistema de soporte de techo SportRack

- Los sistemas de soporte de techo SportRack son un sistema integrado y listo para usarse, que se instala fácilmente.
- Incluye las barras, los ganchos, los pies y las trabas. Todas las piezas están prearmadas.
- Modelos disponibles para vehículos sin ningún sistema de portaequipajes o con rieles laterales elevados de fábrica.
- Herramienta de ajuste incluida para realizar una instalación rápida y sencilla.
- Capacidad de carga de 130 lbs. / 59 kg que soporta la mayoría de los equipos deportivos o cargas.
- Adaptador disponible para su instalación en vehículos de 2 y 3 puertas.

### PT Sistema de rack de teto SportRack

- Os sistemas de rack de teto SportRack são sistemas de barra completos, prontos para usar e fáceis de instalar.
- Inclui barras, ganchos, pés, fechos pré-montados.
- Modelos disponíveis para veículos sem sistema de rack de teto existentes ou com barras laterais de fábrica.
- Ferramentas de ajuste incluídas para fácil instalação.
- Capacidade de até 130 lbs. / 59 kg para a maioria dos equipamentos esportivos ou carga.
- Adaptador disponível para instalação em veículos com duas ou três portas.

**Customer support: 1-800-561-0716 – Tuesday to Friday, 8:30 a.m. to 6:00 p.m. ET**

**Service à la clientèle : 1 800 561-0716 – Du mardi au vendredi, de 8 h 30 à 18 hres, HE**

**Atención al cliente: 1-800-561-0716 – Martes a viernes de 8:30 a.m. a 6:00 p.m. hora del este**

**Suporte ao cliente: 1-800-561-0716 – Terça a Sexta, 8:30 a.m. até 6:00 p.m. ET**

**www.sportrack.com**